



REFERENCE MODEL

The *openEHR* Data Types Information Model

Editors: {T Beale, S Heard}¹, {D Kalra, D Lloyd}²

Revision: 1.8

Pages: 85

-
1. Ocean Informatics Australia
 2. Centre for Health Informatics and Multi-professional Education, University College London

© 2003 The *openEHR* Foundation

The *openEHR* foundation

is an independent, non-profit community, facilitating the creation and sharing of health records by consumers and clinicians via open-source, standards-based implementations.

Founding Chairman	David Ingram, Professor of Health Informatics, CHIME, University College London
Founding Members	Dr P Schloeffel, Dr S Heard, Dr D Kalra, D Lloyd, T Beale
Patrons	To Be Announced

email: info@openEHR.org **web:** <http://www.openEHR.org>

Copyright Notice

© Copyright *openEHR* Foundation 2001 - 2004

All Rights Reserved

1. This document is protected by copyright and/or database right throughout the world and is owned by the *openEHR* Foundation.
2. You may read and print the document for private, non-commercial use.
3. You may use this document (in whole or in part) for the purposes of making presentations and education, so long as such purposes are non-commercial and are designed to comment on, further the goals of, or inform third parties about, *openEHR*.
4. You must not alter, modify, add to or delete anything from the document you use (except as is permitted in paragraphs 2 and 3 above).
5. You shall, in any use of this document, include an acknowledgement in the form:

"© Copyright *openEHR* Foundation 2001-2004. All rights reserved.
www.openEHR.org"

6. This document is being provided as a service to the academic community and on a non-commercial basis. Accordingly, to the fullest extent permitted under applicable law, the *openEHR* Foundation accepts no liability and offers no warranties in relation to the materials and documentation and their content.
7. If you wish to commercialise, license, sell, distribute, use or otherwise copy the materials and documents on this site other than as provided for in paragraphs 1 to 6 above, you must comply with the terms and conditions of the *openEHR* Free Commercial Use Licence, or enter into a separate written agreement with *openEHR* Foundation covering such activities. The terms and conditions of the *openEHR* Free Commercial Use Licence can be found at http://www.openehr.org/free_commercial_use.htm

Amendment Record

Issue	Details	Who	Completed
1.8	CR-000023. TERM_MAPPING. <i>match</i> should be coded/enumerated. CR-000069. Correct date/time types statistical descriptions. CR-000046. Rename COORDINATED_TERM to CODE_PHRASE and DV_CODED_TEXT. <i>definition</i> to <i>defining_code</i> . CR-000084. Rename DV_COUNTABLE to DV_COUNT. CR-000090. Make TERM_MAPPING. <i>purpose</i> optional. CR-000091. Correct anomalies in use of CODE_PHRASE and DV_CODED_TEXT. CR-000094. Add lifecycle state attribute to VERSION; correct DV_STATE. CR-000095. Remove <i>property</i> attribute from Quantity package. Formally validated using ISE Eiffel 5.4.	G Grieve A Goodchild T Beale DSTC DSTC T Beale DSTC DSTC, S Heard	09 Mar 2004
1.7.9	CR-000066. Make DV_ORDERED. <i>normal_range</i> a function. Correct UML for DV_QUANTITY.	Z Tun	10 Nov 2003
1.7.8	CR-000053. Make DV_ORDINAL. <i>limits</i> a function. CR-000054. Move DV_QUANTIFIED. <i>is_normal</i> to DV_ORDERED CR-000055. Redefine DV_ORDERED. <i>less_than</i> as infix function '<'. </td> <td>T Beale</td> <td>02 Nov 2003</td>	T Beale	02 Nov 2003
1.7.7	CR-000041. Visually differentiate primitive types in openEHR documents. CR-000034. State representation of date/time classes to be ISO8601. CR-000052. Change DV_DURATION. <i>sign</i> to prefix "-" operation. CR-000042. Make DV_ORDINAL. <i>rubric</i> a DV_CODED_TEXT; <i>type</i> attribute not needed.	D Lloyd, DSTC, T Beale	26 Oct 2003
1.7.6	CR-000013. Rename key classes, according to CEN ENV 13606. CR-000026. Rename DV_QUANTITY. <i>value</i> to <i>magnitude</i> . CR-000031. Change abstract NUMERIC to DOUBLE in DV_QUANTITY. <i>value</i> .	S Heard, D Kalra, T Beale, A Goodchild, Z Tun	01 Oct 2003
1.7.5	CR-000022. Code TERM_MAPPING. <i>purpose</i> .	G Grieve	20 Jun 2003
1.7.4	CR-000020. Move VERSION. <i>charset</i> to DV_TEXT, <i>territory</i> to TRANSACTION. Remove VERSION. <i>language</i> .	A Goodchild	10 Jun 2003
1.7.3	DV_INTERVAL now inherits from INTERVAL to avoid duplicating semantics. (Formally validated).	T Beale	25 Mar 2003
1.7.2	Minor corrections to diagrams in Text package. Improved heading structure, package naming. Corrected error in TEXT package diagram. Replaced TEXT_FORMAT_PROPERTY class with string attribute of same form. Made MULTIMEDIA. <i>media_type</i> mandatory. (Formally validated).	T Beale, Z Tun	21 Mar 2003
1.7.1	Moved <i>definitions</i> and <i>assumed types</i> to Support Reference Model. No semantic changes.	T Beale	25 Feb 2003

Issue	Details	Who	Completed
1.7	<p>Formally validated using ISE Eiffel 5.2. CR-000000. Review of Data Types specification. Made pluralities of Terminology name definitions (sect 3.2.1) consistent. Corrected types of <i>DV_ENCAPSULATED.language</i>, <i>charset</i>, <i>DV_MULTIMEDIA.integrity_check_algorithm</i>, <i>compression_algorithm</i>, <i>media_type</i>. Corrected pluralities of Terminology name definitions (sect 3.2.1). Corrected invariants of <i>DV_ENCAPSULATED</i>, <i>DV_MULTI_MEDIA</i>, <i>DV_QUANTITY</i>, <i>DV_CODED_TEXT</i>, <i>DV_TEXT</i>, <i>DV_INTERVAL</i>, <i>TERM_MAPPING</i>. Corrected <i>DV_TEXT.formatting</i>; added <i>TERM_MAPPING</i> validity function. Made <i>DV_ORDINAL.limits</i> an attribute. Removed <i>TERM_MAPPING.source</i>; moved <i>COORDINATED_TERM.language</i> to <i>DV_TEXT</i>; changed type to <i>COORDINATED_TERM</i>. Corrected time specification classes.</p>	Z Tun, T Beale	17 Feb 2003
1.6.1	<p>Rome CEN TC 251 meeting. Updates to HL7 comparison text. <i>DV_DATE</i> now inherits from <i>DV_CUSTOMARY_QUANTITY</i>.</p>	S Heard, T Beale	27 Jan 2003
1.6	<p>Sam Heard complete review. Changed constant terminology defs to runtime-evaluated set; removed <i>DV_PHYSICAL_DATA</i>. Added new chapter for generic implementation guidelines, and new section for assumed types. Post-conditions moved to invariants: <i>DV_TEXT.value</i>, <i>DV_ORDERED.is_simple</i>, <i>DV_PARTIAL_DATE.probable_date</i>, <i>possible_dates</i>, <i>DV_PARTIAL_TIME.probable_time</i>, <i>possible_times</i>. Minor updates to HL7 comparison text. Added explanation to HL7 section.</p>	S Heard, T Beale	13 Dec 2002
1.5.9	Minor corrections: <i>DV_ENCAPSULATED</i> ; <i>DV_QUANTITY.units</i> defined to be String; changed <i>COORDINATED_TERM</i> class (but semantically equivalent).	T Beale	10 Nov 2002
1.5.8	Changed name of LINK package to URI. Major update to Text cluster classes and explanation. Updated HL7 data type comparison.	T Beale, D Kalra, D Lloyd, M Darlison	1 Nov 2002
1.5.7	<i>DV_TEXT_LIST</i> reverted to <i>TEXT_LIST</i> . <i>DV_LINK</i> no longer a data types; renamed to LINK and moved to Common RM. Link package renamed to "URI".	S Heard, Z Tun, T Beale, D Kalra, M Darlison	18 Oct 2002
1.5.6	Rewrite of <i>TIME_SPECIFICATION</i> parse specs. Adjustments to <i>DV_ORDINAL</i> .	T Beale	16 Sep 2002
1.5.5	Timezone not allowed on pure <i>DV_DATE</i> in ISO8601.	T Beale, S Heard	2 Sep 2002
1.5.4	Moved <i>DV_QUANTIFIED.units</i> and <i>property</i> attributes to <i>DV_QUANTITY</i> . Introduced <i>DV_WORLD_TIME.to_quantity</i> . Added <i>fractional_second</i> to <i>DV_TIME</i> , <i>DV_DATE_TIME</i> , <i>DV_DURATION</i> .	T Beale, S Heard	29 Aug 2002

Issue	Details	Who	Completed
1.5.3	Further corrections - removed derived '/' markers; renamed TERM_MAPPING. <i>granularity</i> to <i>match</i> . Improved explanation of DV_ORDINAL. DV_QUANTIFIED. <i>units</i> is now a DV_PARSABLE. REFERENCE_RANGE. <i>meaning</i> is now a DV_TEXT. DV_ENCAPSULATED. <i>uri</i> is now a DV_URI. DV_LINK. <i>type</i> is now a DV_TEXT. Detailed review by Zar Zar Tun (DSTC).	T Beale, S Heard, P Schloeffel, D Lloyd, Z Tun	20 Aug 2002
1.5.2	Further corrections - removed derived '/' markers; renamed TERM_MAPPING. <i>granularity</i> to <i>match</i> .	T Beale, D Lloyd, S Heard	15 Aug 2002
1.5.1	Minor corrections.	T Beale, S Heard	15 Aug 2002
1.5	Rewrite of section describing text types; addition of new attribute DV_CODED_TEXT. <i>mappings</i> . Removal of TERM_REFERENCE. <i>concept_code</i> .	T Beale, S Heard	1 Aug 2002
1.4.3	Minor changes to text. Corrections to DV_CODED_TEXT relationships. Made DV_INTERVAL. <i>lower_unbounded</i> and DV_INTERVAL. <i>upper_unbounded</i> functions.	T Beale, Z Tun	16 Jul 2002
1.4.2	DV_LINK. <i>meaning</i> changed to DV_TEXT (typo in table). Added abstract class DV_WORLD_TIME.	T Beale, D Lloyd	14 Jul 2002
1.4.1	Changes to DV_ENCAPSULATED, DV_PARSABLE invariants.	T Beale Z Tun	10 Jul 2002
1.4	DV_ENCAPSULATED. <i>text_equivalent</i> renamed to DV_ENCAPSULATED. <i>alternate_text</i> . Added invariant for QUANTITY. <i>precision</i> .	T Beale, D Lloyd	1 Jul 2002
1.3	Added <i>timezone</i> to DV_TIME and DV_DATE_TIME and <i>sign</i> to DV_DURATION; added <i>linguistic_order</i> to TERM_RELATION; added <i>as_display_string</i> and <i>as_canonical_string</i> to all types. Added DV_STATE. <i>is_terminal</i> . Renamed TERM_TEXT as CODED_TEXT.	T Beale, D Lloyd	30 Jun 2002
1.2	Minor corrections to Text package.	T Beale	15 May 2002
1.1	Numerous small changes, including: term equivalents, relationships and quantity reference ranges.	T Beale, D Lloyd, D Kalra, S Heard	10 May 2002
1.0	Separated from the openEHR Reference Model.	T Beale	5 May 2002

Acknowledgements

The work reported in this paper has been funded by a number of organisations, including The University College, London; The Cooperative Research Centres Program through the Department of the Prime Minister and Cabinet of the Commonwealth Government of Australia; Ocean Informatics, Australia.





Table of Contents

Copyright Notice	2
Amendment Record	3
Acknowledgements	5
Table of Contents	7
1 Introduction	11
1.1 Purpose.....	11
1.2 Related Documents	11
1.3 Status.....	11
1.4 Peer review	11
2 Background	13
2.1 Scope.....	13
2.2 Design Criteria	13
2.3 Prior Work.....	14
3 Introduction	15
3.1 Overview.....	15
3.2 Package Structure.....	15
4 RM.DATA_TYPES.BASIC Package	16
4.1 Overview.....	16
4.2 Class Descriptions.....	16
4.2.1 DATA_VALUE Class	16
4.2.2 DV_BOOLEAN Class.....	16
4.2.3 DV_STATE Class	18
5 RM.DATA_TYPES.TEXT Package	21
5.1 Overview.....	21
5.1.1 Requirements	21
5.1.1.1 Narrative Text	22
5.1.1.2 Terminological Entities	22
5.1.2 Design	23
5.1.3 Qualification	24
5.1.4 Meaning Modification	24
5.1.4.1 Mode-changing Terms	24
5.1.4.2 Context Sensitivity	24
5.1.4.3 Negation	25
5.1.4.4 Representation of Meaning-Modifying Terms	25
5.1.5 Mappings	26
5.1.5.1 Classification (Broader Terms)	26
5.1.5.2 Equivalent (Synonymous Terms)	27
5.1.5.3 More Specific Mappings (Narrower Terms)	27
5.1.5.4 The Unified Medical Language System (UMLS)	27
5.1.5.5 Legacy Mapping Scenarios	28
5.1.6 Language Translations	28
5.2 Class Descriptions.....	28
5.2.1 DV_TEXT Class.....	28
5.2.2 TERM_MAPPING Class.....	30
5.2.3 CODE_PHRASE Class	31
5.2.4 DV_CODED_TEXT Class.....	32

5.2.5	DV_PARAGRAPH Class.....	32
6	RM.DATA_TYPES.QUANTITY Package	35
6.1	Overview	35
6.1.1	Requirements.....	36
6.1.2	Overall Design.....	36
6.1.3	Ordinal Values	37
6.1.4	Accuracy and Uncertainty	38
6.1.5	Reference Ranges	38
6.1.6	Statistical Reference Data	39
6.2	Class Descriptions	39
6.2.1	DV_ORDERED Class.....	39
6.2.2	DV_INTERVAL<T : DV_ORDERED> Class.....	40
6.2.3	REFERENCE_RANGE<T:DV_ORDERED> Class	41
6.2.4	DV_ORDINAL Class	41
6.2.5	DV_QUANTIFIED Class	42
6.2.6	DV_MEASURABLE Class	44
6.2.7	DV_QUANTITY Class.....	44
6.2.8	DV_COUNT Class.....	45
6.2.9	Units Syntax	46
6.2.10	DV_QUANTITY_RATIO Class	47
6.2.11	DV_CUSTOMARY_QUANTITY Class	47
7	RM.DATA_TYPES.QUANTITY.DATE_TIME Package ..	49
7.1	Overview	49
7.1.1	Design Basis	49
7.1.2	Fuzzy and Incomplete Date/Times	50
7.1.3	Calendar	51
7.1.4	Representation	51
7.2	Definitions	51
7.3	Class Descriptions	52
7.3.1	DV_WORLD_TIME Class	52
7.3.2	DV_DATE Class	52
7.3.3	DV_TIME Class.....	53
7.3.4	DV_DATE_TIME Class	55
7.3.5	DV_DURATION Class	56
7.3.6	DV_PARTIAL_DATE Class	57
7.3.7	DV_PARTIAL_TIME Class	58
8	RM.DATA_TYPES.TIME_SPECIFICATION Package....	61
8.1	Overview	61
8.1.1	The HL7 / ISO 8601 Approach.....	62
8.2	Class Descriptions	62
8.2.1	DV_TIME_SPECIFICATION Class.....	62
8.2.2	DV_PERIODIC_TIME_SPECIFICATION Class	63
8.2.2.1	Phase-linked Time Specification Syntax	63
8.2.2.2	Event-linked Periodic Time Specification Syntax	64
8.2.3	DV_GENERAL_TIME_SPECIFICATION Class	64
8.2.3.1	General Time Specification Syntax	65
9	RM.DATA_TYPES.ENCAPSULATED Package.....	66

9.1	Overview.....	66
9.2	Class Descriptions.....	66
9.2.1	DV_ENCAPSULATED Class.....	66
9.2.2	DV_MULTIMEDIA Class.....	67
9.2.3	DV_PARSABLE Class.....	69
10	RM.DATA_TYPES.URI Package.....	70
10.1	Overview.....	70
10.2	Definitions.....	70
10.3	Class Descriptions.....	70
10.3.1	DV_URI Class.....	71
10.3.2	DV_EHR_URI Class.....	72
10.3.2.1	DV_EHR_URI Syntax.....	73
11	Implementation Strategies.....	74
11.1	Overview.....	74
11.2	Unicode.....	74
11.3	Dates and Times.....	74
12	Comparison with HL7v3 Types.....	75
12.1	Scope.....	75
12.2	Design Differences.....	75
12.2.1	Naming.....	75
12.2.2	Identification.....	76
12.2.3	Archotyping.....	76
12.2.4	Treatment of Inbuilt Types.....	76
12.2.5	Use of Null Markers.....	77
12.2.6	Terminology Approach.....	80
12.2.7	Date/Time Approach.....	80
12.2.8	Time Specification Types.....	80
12.2.9	Type Conversions.....	81
A	References.....	83
A.1	General.....	83
A.2	European Projects.....	83
A.3	CEN.....	83
A.4	GEHR Australia.....	83
A.5	HL7.....	84



1 Introduction

1.1 Purpose

This document describes the *openEHR* Data Types Reference Model, which is used in common by all *openEHR* Reference Models, primarily the EHR Reference Model. The intended audience includes:

- Standards bodies producing health informatics standards;
- Software development organisations developing EHR systems;
- Academic groups studying the EHR;
- The open source healthcare community;
- Medical informaticians and clinicians interested in health information;
- Health data managers.

1.2 Related Documents

Prerequisite documents for reading this document include:

- The *openEHR* Modelling Guide

Other documents describing related models, include:

- The *openEHR* Data Types Archetype Model
- The *openEHR* EHR Reference Model
- The *openEHR* Demographic Reference Model

1.3 Status

This document is under development, and is published as a proposal for input to standards processes and implementation works.

Currently the UML diagrams are hand-produced. None of the existing tools (e.g. Rose, Objecteering), includes sufficient support of UML or has good enough visual quality to use here. However, UML tools are constantly under investigation, and this situation may change in the future.

Also in the future, specific design principles will be referred to throughout the model text, so that readers can easily find the theoretical discussion on which any part of the model is based.

The latest version of this document can be found in PDF and HTML formats at http://www.openEHR.org/Doc/html/Model/Reference/data_types_rm.htm. New versions are announced on openehr-announce@openehr.org.

1.4 Peer review

Areas where more analysis or explanation is required are indicated with “to be continued” paragraphs like the following:

To Be Continued: more work required

Reviewers are encouraged to comment on and/or advise on these paragraphs as well as the main content. Please send requests for information to info@openEHR.org. Feedback should preferably be

discussed on one of the appropriate mailing lists, openehr-technical@openehr.org or openehr-clinical@openehr.org.

2 Background

2.1 Scope

The data type specification presented here defines the data types which are used in the *openEHR* reference models. Harmonisation of data types between information models used by related services in a health information infrastructure is essential to reducing the conversion work and potential for errors between these services. Accordingly, the *openEHR* data type specification is intended to work not only for the EHR, but also for other models defined by *openEHR*, such as the *openEHR* demographic and terminological models.

The types described here have been derived from data types used in the GEHR [14], Synapses and SynEx [10], CEN 13606 [11], [13] and particularly the HL7v3 [15] reference models.

2.2 Design Criteria

Over and above the need to satisfy the functional requirements of clinical data, three concerns have driven the design of the *openEHR* data types:

1. clarity of expression
2. ease of implementation
3. interoperability with data types from other standards

The first of these has led to models which try to clearly convey the semantics of types required by the clinical domain. The use of constraints (pre- and post-conditions and class invariants) and a comprehensible class structure ensures formal self-consistency, correct type-substitutability and implementability in object-oriented formalisms. Types have been designed so as not to clash with norms of object-oriented languages and libraries, in particular, class names and the inbuilt types. Accordingly, all types presented here have a logical name commencing with 'DV_', ensuring that there is no clash with a type in the implementation formalism, hence the type `DV_DATE` presented here will not be confused with the type `DATE` which appears in many programming languages or libraries.

Object-oriented languages which have been considered include IDL, C++, Java, C#, Eiffel, Delphi and Python. Each of these languages obeys some variant of the well-known semantics of classes, encapsulation, typing and inheritance. The data types described here follow the tenets of object-orientation defined in UML most closely, while being careful not to invalidate their implementation in any language. The models have all been validated by implementation in the Eiffel language, the closest available semantic fit for UML, and currently the most powerful of mainstream object-oriented formalisms.

Implementability in XML-schema has also been an important design criterion, and the current data types remove many of the problems which the GEHR and CEN data types presented for XML-schema. It should be noted at the outset that there has been no attempt to support XML-DTD, since it has no type system, and cannot reliably be reasoned about in an object-oriented way.

To simplify implementation in all object-oriented formalisms, including IDL, programming languages and X-schema, multiple inheritance has been avoided (only marginal cases were identified anyway). Generic classes have however been used extensively, since they significantly clarify the model. Type genericity is available in Eiffel, C++, and soon in Java; for languages not having it, there is a well-known transformation from models containing generic classes to classes for non-generic types systems (see for example [3]).

Implementability in relational databases has also been considered, and appears relatively straightforward, since only the data view of the types needs to be represented. Many implementations are likely to use only a single String or XML string to represent each entire data instance, which significantly simplifies things.

2.3 Prior Work

Four other type systems for clinical data, namely the GEHR data types, the HL7 v3 data types, the CEN 13606 data item types, and the Corbamed data types were carefully scrutinised in order to ensure a) that all needed types were covered in the *openEHR* specification, and b) that data conversion will be possible. Concepts from all three are cross-referenced throughout this specification where possible.

Because the HL7v3 data type specification is a widely available and comprehensive specification for clinical data types, particular attention has been paid to incorporating its semantics, as well as fixing errors or shortcomings. While there are differences both in design approach and in detail, a significant debt must be recognised to the authors of this work, from which many ideas in the present specification were drawn. A detailed discussion is found under Comparison with HL7v3 Types on page 75.

3 Introduction

3.1 Overview

This data type specification constitutes the lowest level of technical specification of *openEHR*, and describes a set of types suitable for use in clinical and related information structures. In order for such types to exist, a set of primitive types is assumed, namely `Integer`, `Real`, `Boolean`, `Character`, `String`, `List<T>`, `Set<T>`, and `Array<T>`. These have standard definitions in the OMG object model used in UML, OCL, and are available in almost all type systems. The exact assumptions are described in the *openEHR* Support Reference Model. A number of symbolic definitions (similar to constants in programming) are also described in the Support RM.

The data types described here are named with the class prefix “DV_”, and inherit from the class `DATA_VALUE`. They have two distinct uses in reference models. Firstly, they may be used as “data values” in reference model structures wherever the `DATA_VALUE` class appears, for example, in the EHR Reference Model (RM) via the `ELEMENT.value` attribute. Additionally, specific subtypes of the data types described here can also be used as attribute types in other classes in reference models, such as date/times, coded terms and so on. The difference is that in the former case, *only* subtypes of `DATA_VALUE` may be used, whilst in the latter case, other types may be used as well, from the assumed set of basic types.

3.2 Package Structure

The package structure of the *openEHR* data types is illustrated in FIGURE 1.

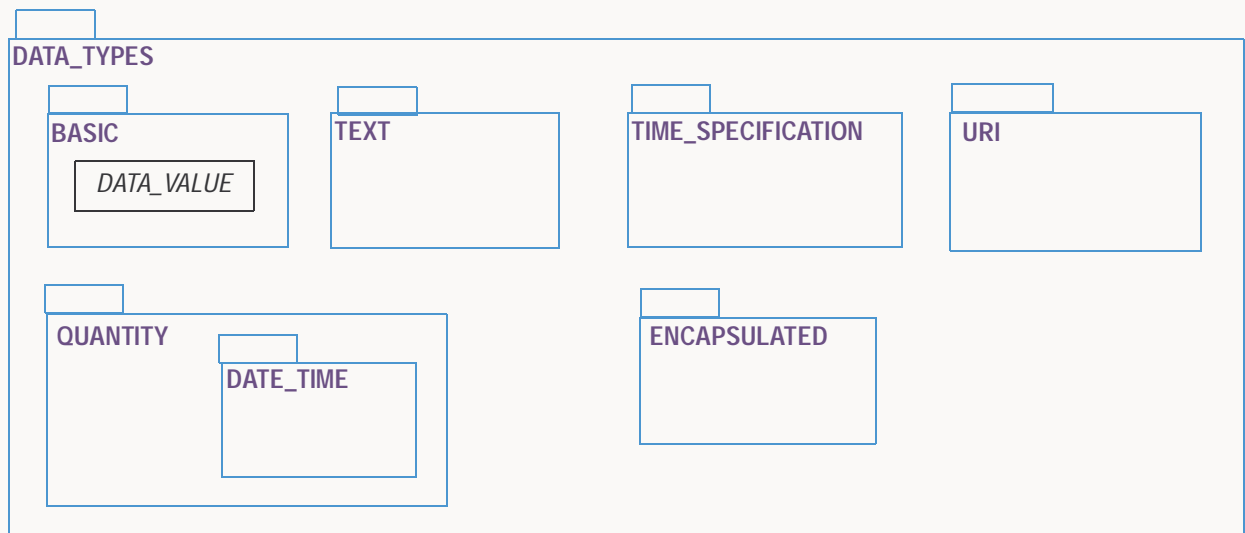


FIGURE 1 `DATA_TYPES` Package

4 RM.DATA_TYPES.BASIC Package

4.1 Overview

The Basic package, illustrated in FIGURE 2, contains types representing the concepts of “boolean” and “state”.

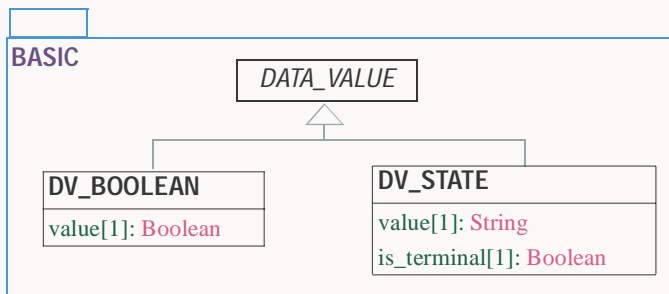


FIGURE 2 RM.DATA_TYPES.BASIC Package

4.2 Class Descriptions

4.2.1 DATA_VALUE Class

CLASS	<i>DATA_VALUE (abstract)</i>
Purpose	Serves as a common ancestor of all data value types in <i>openEHR</i> models.
ISO 18308	STR 3.1 - 3.13
CEN	The Data_Item class in CEN is a mixture of DATA_VALUE and ELEMENT in <i>openEHR</i> .
OMG HDTF	COAS::ObservationValue
HL7	DataValue (ANY)
Invariants	

4.2.2 DV_BOOLEAN Class

CLASS	DV_BOOLEAN
Purpose	Items which are truly boolean data, such as true/false or yes/no answers.
Use	For such data, it is important to devise the meanings (usually questions in subjective data) carefully, so that the only allowed results are in fact true or false.
MisUse	The DV_BOOLEAN class should not be used as a replacement for naively modelled enumerated types such as male/female etc. Such values should be coded, and in any case the enumeration often has more than two values.

CLASS	DV_BOOLEAN	
ISO 18308	(none)	
CEN	Not provided as a subtype of Data Item	
Synapses	A special use of the Numeric class is defined to represent the Boolean data type, limiting the permitted values to zero or one.	
HL7	Boolean (BL) type. HL7 also allows NULL values, which is problematic for a) the understanding of Boolean, normally expected to be either True or False, and b) implementation in nearly all programming languages, in which Boolean is a value type (i.e. cannot be NULL).	
Inherit	DATA_VALUE	
Attributes	Signature	Meaning
	value: Boolean	Boolean value of this item.
Invariants		

4.2.3 DV_STATE Class

CLASS	DV_STATE	
Purpose	For representing state values which obey a defined state machine, such as a variable representing the states of an instruction or care process.	
Use	DV_STATE is expressed as a <code>String</code> but its values are driven by archetype-defined state machines. This provides a powerful way of capturing stateful complex processes in simple data.	
ISO 18308	(none)	
CEN	The Component Annotation Life Cycle was intended to permit architectural components to include a reference to this aspect of state.	
Synapses	The Element class includes an attribute <i>LifeCycle</i> to indicate the lifecycle of an instruction or action, with permitted values taken from the ENV13606-2 Domain Termlist Component Annotation of the same name.	
Inherit	DATA_VALUE	
Attributes	Signature	Meaning
	value: DV_CODED_TEXT	The state name. State names are determined by a state/event table defined in archetypes, and coded using <i>openEHR</i> Terminology or local archetype terms, as specified by the archetype.
	is_terminal: Boolean	Indicates whether this state is a terminal state, such as “aborted”, “completed” etc from which no further transitions are possible.
Invariants	value_exists: value /= Void	

An example of a state machine which models the state of a medication order is illustrated in FIGURE 3. This definition would appear in an archetype; the values of a DV_STATE object are then restricted to the values of the states in the definition.

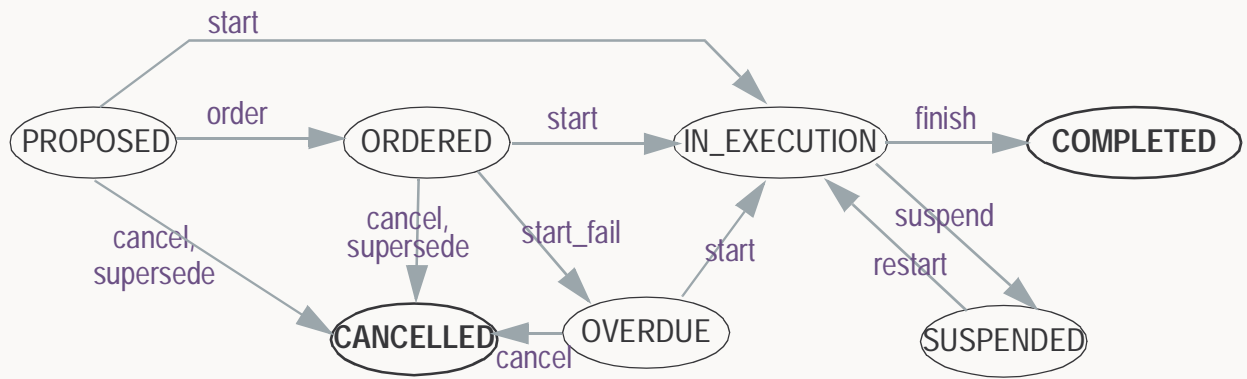



FIGURE 3 Example State Machine for Medication Orders



5 RM.DATA_TYPES.TEXT Package

5.1 Overview

The Text package contains classes for representing all textual values in the health record, including plain text, coded terms, and narrative text. It is illustrated in FIGURE 4.

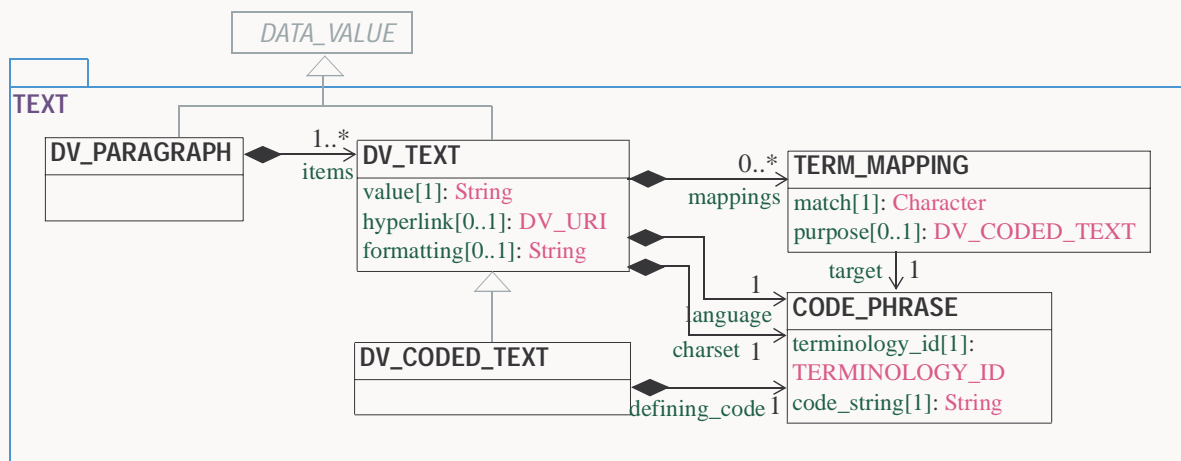


FIGURE 4 RM.DATA_TYPES.TEXT Package

5.1.1 Requirements

The sections below describe the requirements of text data types. Two overriding principles should be noted at the outset with regard to text.

1. Regardless of what terminologies are (or are not) available to the clinician and/or the software, the primary requirement is that in all cases clinicians are able to record exactly what they want to say. This means that if they want to record something very general, such as “cold” or a very specific term such as “Ross River Virus infection” they should be able to, whether or not the appropriate terms are available. However, the facility should be available to additionally ‘code’ any such textual item, at the time or indeed at some later time, so as to satisfy reporting or other needs.
2. It is assumed that any client of terminology, such as the EHR, uses a terminology service which provides a complete interface to the terminology part of the knowledge domain. The coded text type reflects this. Accordingly, there is no concept of “post-coordination” allowed by the data types described here: the only thing that is available from the terminology service is a key which refers to a lexical entity, which may be a single term or a code phrase, and which may be part of a reference terminology and/or linked to element(s) of underlying ontologies. It is also assumed that there is no direct access to any particular terminology; access to all terminologies (whether simple coded lexicons or large semantic networks) is via the same abstract interface.

Terminology Ids are likely to be of various types.

1. Terminology_Id = “LOCAL”: this constant value means that the origin of allowable values is described within the archetype. This is coded to allow translation. The local archetype then only needs the set of codes and the local translation. The archetype may contain a translation table if required.
2. Terminology_Id = “[authority]:[Domain value set]”. This might be “HL7:Gender”

3. Terminology_Id="100178" - a unique value in the accepted set of terminologies from an authoritative source. These MUST be universally known.

The set of legal Terminology IDs will need to be tightly controlled by an authoritative agency such as HL7 or openEHR.

5.1.1.1 Narrative Text

Narrative text items are used in the EHR in a number of cases, including:

- values of structural attributes in the reference model;
- recording of subjective or imprecise patient responses, particularly quantities or dates not deemed sufficiently precise to be represented using structured quantitative or date/time date types;
- recording of narrative statements, e.g. visual observations;
- recording of tracts of prose, e.g. overall findings and conclusions, prognoses;
- recording of values which would normally be coded, but for which no code and/or no terminology service is available.

While narrative text items themselves are not themselves coded, they may have code phrases associated with them, as described below under Mappings, and may be mixed within a paragraph with coded items.

5.1.1.2 Terminological Entities

Textual entities available in a terminology service are used in the health record to enable processing, from simple queries to decision support. Reasons for using terminology include:

- to guarantee interoperability of meaning. For instance, if the term “cold” is recorded in plain text, it could be interpreted as “feeling cold”, “C.O.L.D” (chronic obstructive lung disease), “rhinorrhoea”, “coryza” or “U.R.T.I. (upper respiratory tract infection), among others. If, however, it is coded from a terminology such as ICD10 or SNOMED-CT, any party reading the data (including software) knows the intention, since the meaning of the code in the terminology is unambiguous;
- to standardise textual renderings of terms and avoid informal shorthand. For example, practitioners wanting to write “systolic blood pressure” write things like “systolic BP”, “systolic bp”, “sys. BP.” and so on; use of coded terms ensures that such abbreviations are either avoided, or associated with an unambiguous meaning;
- for unambiguous naming of problems, medications or diagnoses for support of knowledge-based tools such as prescribing packages and other decision support applications;
- for standardised names of things in the record e.g. a heading of “Physical examination” or an entry such as “Differential diagnosis”;
- for finite sets of values (“value sets”), e.g. Blood Group = ‘A|B|AB|O’;
- for classifying other data for the purpose of statistical studies, e.g. by putting ICD disease group classifiers on actual disease names entered in health records.

A basic requirement for interoperability of text items, coded using terms (i.e. where the text is the official rubric for the code), is that both the rubric and the code (or ‘code-phrase’) must be recorded, to ensure the originally intended text is retained for receivers of EHR information who do not have access to the same terminologies used at the origin (or indeed any terminology service at all). However, where a terminology service *is* available, the key can be used to unambiguously locate the string

value of the term, and can also be used to find translations in other languages. (Note that these comments do not apply to *mappings*, which are described below).

In modern terminologies, there are semantic networks of links emanating from most coded terms, which classify them or relate them to other terms. Such links provide a means for decision support to make inferences about specific things found in the record. For instance if the term “leukaemia” is found, queries to the terminology service can be made in order to deduce that the patient has both a “cancer” and a “disease of the immune system” (assuming leukaemia is classified under these more general terms in the terminology).

This specification assumes the existence of a terminology service which is responsible for interrogating actual terminologies and performing *validated coordination* of terms, i.e. creating combinations deemed valid by the underlying source terminology, potentially without even assigning a new code to the result. All validated coordination is carried out *inside* the terminology service, and any “term” made available by the service is already “coordinated” (one might now think of such terms as having been “pre-coordinated” by the terminology service itself, even though they are not pre-coordinated inside any given terminology). For example, the coordination “foot, left” (a shorthand way of writing the relationship “foot has-laterality left”) could be created by the terminology service from the source terms “foot”, “left” and “has-laterality” from a terminology such as SNOMED. Any such coordination must be valid within the source terminology, i.e. correspond to valid relationships defined therein.

The class `DV_CODED_TEXT` described here captures the association of two things:

- the code phrase of a code phrase provided by the terminology service, recorded in the *defining_code* attribute.
- the text rubric of the code phrase, recorded in the *value* attribute (inherited from `DV_TEXT`);

The class `CODE_PHRASE` records a key, in the form of arguments to some retrieval function in the terminology service interface.

There are different semantics attached to different coordinations of terms. Two main categories of coordination have been described in the literature: “qualification” and “modification”. A common definition of the first is that “qualification narrows meaning” - i.e. creates a new term whose possible real world instances are within the set denoted by the original root term. Modification on the other hand changes the meaning of a root term. Various cases are described below under Meaning Modification. Both coordination types are managed by the terminology service.

Coded terms may also be *mapped* to terms from other terminologies, which may be intended as *equivalents*, *classifiers*, or something in between. The section below on Mappings deals with these.

5.1.2 Design

All atomic text items are either instances of the type `DV_TEXT` or of `DV_CODED_TEXT`. The former allows the expression of text with optional formatting and hyperlinking. The latter connects the text value to a key in the terminology service, with the implication that the key refers to a terminological entity lexically and semantically identical to the text value.

The model of `DV_CODED_TEXT` is designed to capture the actual coded term chosen by the user or software at runtime; it is implicitly assumed that this includes whichever synonym (term of equivalent meaning from the same terminology) was chosen, for terminologies supporting synonyms, and any coordination of underlying distinct terms. A `DV_CODED_TEXT` instance can only be used if the final textual value chosen by the user is lexically identical to the rubric returned by the terminology

service for the key; if the user makes even the slightest change, the identity of rubric / key is lost, and a mapping (see Mappings on page 26) should be used instead.

The type DV_TEXT should be used wherever a coded or non-coded text item is allowed, while the type DV_CODED_TEXT should be used wherever a text item must be coded.

The type DV_PARAGRAPH allows larger tracts of text to be built up from lists of DV_TEXT instances, i.e. instances of DV_TEXT and DV_CODED_TEXT, as illustrated in FIGURE 5.

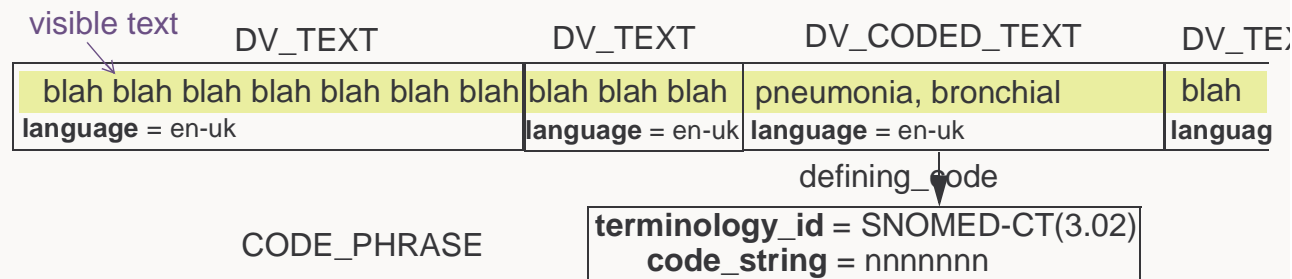


FIGURE 5 A DV_PARAGRAPH

5.1.3 Qualification

Qualification is the process of making a term more specific through the post-coordination of additional terms. It occurs when a terminology defines relationships between a primary term and other terms that qualify the primary. For example a coordination using the term “bronchitis” which creates a qualified term might be “acute bronchitis”; all real world instances of the latter are also instances of the former.

5.1.4 Meaning Modification

Terms that change the meaning of other terms are often known as “modifiers”. The difference between modification and qualification is that modifiers change the meaning so that the modified term as a whole does *not* refer to instances of the unmodified term. We describe below the particular types of modifiers and how they are represented using the text data types.

5.1.4.1 Mode-changing Terms

One class of modifiers is exemplified by the addition of words like “risk of”, “fear of”, “history of” and so on. These are sometimes called *mode-changing* terms, since they change the “mode” of the root term from the present to the past (“history of”), a potential future (“risk of”) or some other alternate reality. Terms which are modified in this way should never be matched in queries searching for the root term; for example, a query for “coronary disease” (of the patient) should not match “family history of coronary disease”.

5.1.4.2 Context Sensitivity

There are many terms whose meaning is changed by the context in which they are stated, such as within a certain kind of note or test result. Consider the following:

- a blood sugar level after a 75gm oral loading has a different meaning than a fasting blood sugar;
- a systolic blood pressure in the pulmonary artery has a different meaning than a systemic arterial blood pressure;
- “total hip replacement” in the context of a “planned procedure”;
- “meningitis” in the context of a “differential diagnosis”.

5.1.4.3 Negation

Negation is a special kind of mode change and has been a serious design challenge in the past, because modifiers like “not” or “no” only make sense when attached to some terms, and create non-sensical values or ambiguities by arbitrarily association with other terms.

5.1.4.4 Representation of Meaning-Modifying Terms

Rather than provide explicit features for representing modifier terms within `DV_CODED_TEXT`, the general principle underlying representation of all post-coordinations other than qualifications, is that a higher-level, archetyped structure such as an `ENTRY` (defined in the EHR RM), is a *minimal indivisible unit of information*. Such higher-level entities can have internal structure, and it is possible (and desirable) to achieve the effect of combinations of terms through this structure. In the case of `ENTRY`, it will be via structuring of `CLUSTER/ELEMENT` objects. The general rule is: to obtain the full meaning of any terms found in the record, all of the node names in any `ENTRY` (coded or not) must be considered from the root to the relevant leaf. Conversely, the “final” meaning of any term in the record cannot be known in isolation from the rest of the terms in the structure.

Accordingly, the concept “family history of coronary disease” is represented as an `ENTRY` whose root is named (for example) “subject family history”, and which includes further structure, which may be in greater or lesser detail; the coded term “coronary disease” would appear somewhere in this structure. The actual structure is completely defined by appropriate archetypes. Contrary to some perceptions, there is no general way to represent concepts such as “family history of coronary disease”, since it will vary depending on how much detail is recorded. Where some GPs routinely record just the simplest form, others may record the details of which family members had heart problems and exactly what they were.

The same approach is used for context-dependent terms. Archetypes defining contexts such as “planned procedures” or “differential diagnosis” will use these terms as their root nodes; as a result, the meaning of any term appearing below the root can only be understood by including the root. Once again, the exact structures are completely dependent upon archotyping, and may be simple or quite sophisticated.

Negations are more complex than might first be apparent and are best handled by good archetype design. Terminologies might provide a term such as “No known allergies” which is helpful. But if someone has an allergy of some sort, the medicolegal requirement might be to record that the person has no known allergies to penicillin or another class of medication that is being prescribed. The often-proposed approach of using a generic negation ‘modifier’ to deal with such issues results in further problems. Consider the use of negation with liver - “no liver”, “no palpable liver”, “no liver disease”, “no history of liver disease”, “no liver function”, “no liver function tests”. The meaning of negated terms may be non-sensical and difficult to interpret.

A basic principle of dealing with negatives is to realise that most naïve suggested use cases are quite ambiguous as stated. Does “no allergies” mean “no reported episode of allergy”, “no allergic reactions ever”, “no known allergies to medication” or something else? Does it mean that these statements are taken as given by the patient, or determined by tests? Like all medical phenomena, allergies must be described in some detail for the EHR to be of any real use. Almost inevitably, this precludes the use of negated terms. Since the actual information structure will be determined in advance by archetype designers, clinicians will almost never be in the situation of having to negate a term. However, if the need does arise, it should be dealt with by a negative or quantitative *answer*, i.e. a value rather than a name. For example, in any `ENTRY` describing current problems, the clinician may record the name/value pair “allergies: NONE”. Here, “allergies” will be a `DV_CODED_TEXT`, and “NONE” will

be either a DV_CODED_TEXT or a DV_TEXT; the two will be associated by a containing object, such as an instance of the ELEMENT class from the EHR RM.

5.1.5 Mappings

In a number of circumstances, both plain text and coded text items are mapped to terms from other terminologies. In theory, this should never occur, since it means that relationships between terms which should only be knowable in the knowledge base (in the form of the terminology service, or something else) are being created and transmitted as part of EHR information, potentially invalidating or overriding the knowledge base. Where mappings are required, the proper approach is to create thesauri within the knowledge environment, and map through them. Unfortunately, in some cases, activities in the real world do not respect the information/knowledge boundary, hence the model described here includes an explicit *mapping* concept, which itself includes a “purpose” and a “match” indicator. Matching corresponds to the categories described below.

5.1.5.1 Classification (Broader Terms)

Any text item, whether coded or not, may be *classified* with a coded term, for research, reporting and decision support purposes. For example, a GP working in tropical Australia may wish to write “Ross River infection”, and be working with ICD9, which does not contain this term (although ICD9-CM does). He or she will use a plain text item, but will still be able to map it to an ICD9 classifier, such as the code for “arbovirus infection NOS”. The same approach can be used for adding a classifying term to a coded text item. The utility of classifier terms is various: they allow decision support to make more powerful inferences; in situations where the available terminologies do not provide the classification inbuilt, and where it is known that not all users of EHR data will have terminologies available. In data terms, classification mapping can be visualised as illustrated in FIGURE 6.

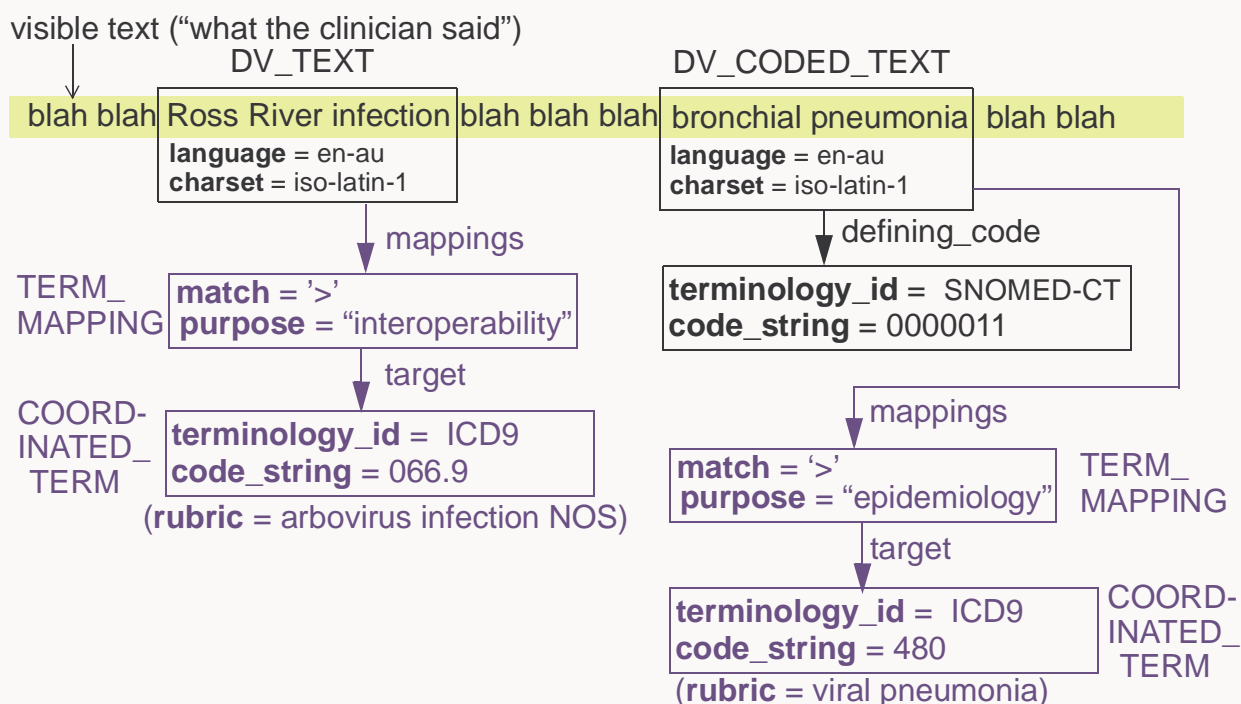


FIGURE 6 Plain Text and Coded Text with Classifier(s)

Classifying mappings are represented by adding a term to the *mappings* list of the original term. Each mapping is explicitly represented with an instance of TERM_MAPPING, which indicates both the term being associated with the original text item, and a value of ‘>’ for the *match* attribute, which indicates

that the mapping is “broader”. The possible values of the *match* attribute are ‘>’ (broader), ‘<’ (narrower), and ‘=’ (equivalent); they are taken from the ISO standards 2788 (“Guide to Establishment and development of monolingual thesauri”) and 5964 (“Guide to Establishment and development of multilingual thesauri”).

5.1.5.2 Equivalent (Synonymous Terms)

Data from pathology laboratories has often been coded using a terminology local to the laboratory, due to lack of or economic unfeasibility of using existing widespread terminologies for the job. However, some laboratories also supply a nearest *equivalent* code from a well-known terminology such as LOINC, to enable the receiver of the data to process it in a more standard fashion. Here, “equivalence” is taken to mean a term of the same meaning but from a different vocabulary.

Another instance where equivalent terms might be supplied is to effect the translation of terms across specialist vocabularies such as nursing vocabularies when sharing EHRs across jurisdictions.

In theory, the cleanest way for senders and receivers of data coded with both a local and a more standard equivalent to deal with the mapping problem is for the originator of the local terminology to provide a complete thesaurus of translations into one or more recognised terminologies. However, in practice, laboratories using the HL7 v2.x messaging standard usually encode a primary term and equivalents with the HL7 CE data type, meaning that equivalents are included only with the term they are used with. A similar pragmatic approach to mapping equivalent terms in the EHR is likely to be used with the data types described here, and can be effected with the same mapping approach as for classification.

A further situation in which text values - this time plain text - is mapped to equivalent terms is when natural language processing is used to generate coded terms for existing free-text prose. The aim of such processing is to detect word phrases and associate them with a coded term of the same meaning, without obliterating the original text. In this case, an instance of DV_CODED_TEXT is associated with an instance of DV_TEXT via the *mappings* attribute.

In all cases with equivalents, the value of the *match* attribute is ‘=’, indicating that the mapping is a synonym.

5.1.5.3 More Specific Mappings (Narrower Terms)

Occasionally, there is a need to create a mapping to a term of narrower meaning than the original text item. Circumstances in which this occurs include when a clinician wants to record a syndrome such as “croup” or “influenza”, but the terminology does not contain these general terms, although it does contain more specific terms, e.g. “viral laryngo-tracheitis” or “influenza type A”. Clearly the clinician should be allowed to record what he/she wants (as plain text if necessary), but it should also be possible to add a mapping to the more precise term. For mappings to narrower terms, the value of the *match* attribute is ‘<’.

5.1.5.4 The Unified Medical Language System (UMLS)

It has been argued in GEHR [14] that UMLS reference terms should also be supplied with occurrences of coded terms, in the form of the UMLS concept unique identifier, or “CUI”. UMLS is a way of encoding terms developed at the National Library of Medicine in the United States, and consists of a meta-thesaurus, in which terms from any extant term set (such as ICD, SNOMED, READ) can be cross-referenced. UMLS CUIs could turn out to be extremely useful for decision support and reporting.

The proper use of UMLS is that terms from particular terminologies are passed to a UMLS interface and a CUI + rubric received in response. However, the mapping approach described above could also be used to map UMLS CUIs to existing text or terms in an EHR; in this case, a DV_CODED_TEXT is

constructed for each UMLS “term”, where the code is the CUI and the rubric is the text rendering of the CUI (guaranteed unique in UMLS). The same approach can be used for any other thesaurus which becomes available in the future.

5.1.5.5 Legacy Mapping Scenarios

In cases where legacy data has to be converted to *openEHR*-compliant data, and only codes are available, e.g. ICD or ICPC codes, the following approach is recommended:

- create a new DV_TEXT whose value is “(not available)”
- add a *mapping* to the DV_TEXT, with:
 - *purpose* = “legacy conversion”
 - *match* = “=”
 - *target* = CODE_PHRASE object whose *code_string* and *terminology_id* are set to correspond to the available code in the legacy data.

This expresses the reality that no text was ever recorded in the legacy system; rather a code was recorded directly in the data field. In the converted data, this code is more correctly considered a mapping.

5.1.6 Language Translations

There does not appear to be any argument for recording language translations in the text data types (i.e. other than the primary language version in use by the EHR server, which of course might not be English). Firstly, there is no way to know which ones might be needed, since it is not known in advance to whom the data might be sent; if it were included on this basis, one would presumably have to include all available translations. Secondly, the availability of language translations is very mixed, and in some cases quite limited. Even large terminologies like SNOMED support only a few languages, or translations for particular subsets. If extra translations were included with each term, the selection would be quite arbitrary, and for small terminologies, there might be none. Lastly, the intended use of language translation for coded terms is that it occur at the receiver’s end, via the use of the same terminology in another language mode.

5.2 Class Descriptions

5.2.1 DV_TEXT Class

CLASS	DV_TEXT
Purpose	A plain text item, which may contain any amount of legal characters arranged as e.g. words, sentences etc (i.e. one DV_TEXT may be more than one word). Any DV_TEXT may be “coded” by adding mappings to it.
Use	Fragments of text, whether coded or not are used on their own as values, or to make up larger tracts of text which may be marked up in some way, eventually going to make up paragraphs.
ISO 18308	STR 2.6, 2.9
Synapses	The Text data value class can contain either plain text or a term taken from a terminology system (coding scheme).

CLASS	DV_TEXT	
HL7	Roughly equivalent to CWE (coded with extensions) - i.e. a text value which may optionally be coded.	
Inherit	DATA_VALUE	
Attributes	Signature	Meaning
	value: String	Displayable rendition of the item, regardless of its underlying structure. For DV_CODED_TEXT, this is the rubric of the complete term as provided by the terminology service. No carriage returns, line feeds, or other non-printing characters permitted.
	mappings: List <TERM_MAPPING>	terms from other terminologies most closely matching this term, typically used where the originator (e.g. pathology lab) of information uses a local terminology but also supplies one or more equivalents from well-known terminologies (e.g. LOINC).
	formatting: String	A format string of the form "name:value; name:value...", e.g. "font-weight : bold; font-family : Arial; font-size : 12pt;". Values taken from W3C CSS2 properties lists "background" and "font".
	hyperlink: DV_URI	Optional link sitting behind a section of plain text or coded term item.
	language: CODE_PHRASE	The localised language in which the value is written. Coded from <i>openEHR</i> Code Set "languages".
	charset: CODE_PHRASE	Name of character set in which value expressed. Coded from <i>openEHR</i> Code Set "character sets".
Invariants	<p>Value_valid: value /= void <i>and then not</i> value.is_empty <i>and then not</i> (value.has(CR) <i>or</i> value.has(LF))</p> <p>Language_valid: language /= Void <i>and then</i> code_set("languages").has(language)</p> <p>charset_valid: charset /= Void <i>and then</i> code_set("character sets").has(charset)</p> <p>Mappings_valid: mappings /= void <i>implies not</i> mappings.is_empty</p> <p>Formatting_valid: formatting /= void <i>implies not</i> formatting.is_empty</p>	

5.2.2 TERM_MAPPING Class

CLASS	TERM_MAPPING	
Purpose	Represents a coded term mapped to a DV_TEXT, and the relative match of the target term with respect to the mapped item. Plain or coded text items may appear in the EHR for which one or mappings in alternative terminologies are required. Mappings are only used to enable computer processing, so they can only be instances of DV_CODED_TEXT.	
Use	Used for adding classification terms (e.g. adding ICD classifiers to SNOMED descriptive terms), or mapping into equivalents in other terminologies (e.g. across nursing vocabularies).	
ISO 18308	STR 4.5	
Attributes	Signature	Meaning
	target : CODE_PHRASE	The target term of the mapping.
	match : Character	The relative match of the target term with respect to the mapped text item. Result meanings: <ul style="list-style-type: none"> ‘>’: the mapping is to a broader term e.g. original text = “arbovirus infection”, target = “viral infection” ‘=’: the mapping is to a (supposedly) equivalent to the original item ‘<’: the mapping is to a narrower term. e.g. original text = “diabetes”, mapping = “diabetes mellitus”. ‘?’: the kind of mapping is unknown. The first three values are taken from the ISO standards 2788 (“Guide to Establishment and development of monolingual thesauri”) and 5964 (“Guide to Establishment and development of multilingual thesauri”).
	purpose : DV_CODED_TEXT	Purpose of the mapping e.g. “automated data mining”, “billing”, “interoperability”
Functions	Signature	Meaning
	narrower : Boolean <i>ensure</i> match = ‘<’ <i>implies</i> Result	The mapping is to a narrower term.

CLASS	TERM_MAPPING	
	equivalent : Boolean <i>ensure</i> match = '=' <i>implies</i> Result	The mapping is to an equivalent term.
	broader : Boolean <i>ensure</i> match = '>' <i>implies</i> Result	The mapping is to a broader term.
	unknown : Boolean <i>ensure</i> match = '?' <i>implies</i> Result	The kind of mapping is unknown.
	is_valid_match_code (c: Character): Boolean <i>ensure</i> <i>Result</i> := c = '>' or c = '=' or c = '<' or c = '?'	True if match valid.
Invariants	<i>Target_exists</i> : target /= Void <i>Purpose_valid</i> : purpose /= Void <i>implies</i> terminology("openehr").codes_for_group_name("term mapping purpose", "en").has(purpose.defining_code) <i>Match_valid</i> : is_valid_match_code(match)	

5.2.3 CODE_PHRASE Class

CLASS	CODE_PHRASE	
Purpose	A fully coordinated (i.e. all "coordination" has been performed) term from a terminology service (as distinct from a particular terminology).	
ISO 18308	STR 4.2	
Attributes	Signature	Meaning
	terminology_id : TERMINOLOGY_ID	Identifier of the distinct terminology from which the code_string (or its elements) was extracted.
	code_string : String	The key used by the terminology service to identify a concept or coordination of concepts. This string is most likely parsable inside the terminology service, but nothing can be assumed about its syntax outside that context.
Invariants	<i>Terminology_id_exists</i> : terminology_id /= Void <i>Code_string_exists</i> : code_string /= Void <i>and then not</i> code_string.is_empty	

5.2.4 DV_CODED_TEXT Class

CLASS	DV_CODED_TEXT	
Purpose	A text item whose <i>value</i> must be the rubric from a controlled terminology, the key (i.e. the ‘code’) of which is the <i>defining_code</i> attribute. In other words: a DV_CODED_TEXT is a combination of a CODE_PHRASE (effectively a code) and the rubric of that term, from a terminology service, in the language in which the data was authored.	
Use	Since DV_CODED_TEXT is a subtype of DV_TEXT, it can be used in place of it, effectively allowing the type DV_TEXT to mean “a text item, which may optionally be coded”.	
Misuse	If the intention is to represent a term code attached in some way to a fragment of plain text, DV_CODED_TEXT should not be used; instead use a DV_TEXT and a TERM_MAPPING to a CODE_PHRASE.	
ISO 18308	STR 4.1, 4.2, 4.3	
CEN	Text	
OMG HDTF	COAS::CodedElement, LooselyCodedElement.	
Synapses	Text	
GEHR	G1_TERM_TEXT	
HL7	ConceptDescriptor (CD), CodedValue (CV) and CodedSimple (CS)	
Inherit	DV_TEXT	
Attributes	Signature	Meaning
	defining_code : CODE_PHRASE	The term which the ‘value’ attribute is the textual rendition (i.e. rubric) of.
Invariants	<i>Definition_exists</i> : defining_code /= <i>Void</i>	

5.2.5 DV_PARAGRAPH Class


CLASS	DV_PARAGRAPH	
Purpose	A logical composite text value consisting of a series of DV_TEXTs, i.e. plain text (optionally coded) potentially with simple formatting, to form a larger tract of prose, which may be interpreted for display purposes as a paragraph.	
Use	DV_PARAGRAPH is the standard way for constructing longer text items in summaries, reports and so on.	
ISO 18308	STR 2.6	

CLASS	DV_PARAGRAPH	
GEHR	G1_PARAGRAPH	
Inherit	DATA_VALUE	
Attributes	Signature	Meaning
	items: List<DV_TEXT>	Items making up the paragraph, each of which is a text item (which may have its own formatting, and/or have hyperlinks).
Invariants	<i>items_exists:</i> items /= void and then not items.is_empty	

FIGURE 7 illustrates the visual appearance of a typical DV_PARAGRAPH.

XXXXX xxxx xxx XXXXXXXX XX XX **XXXXXXXX** XXX xxxxxxxx XXXX
 XXXXXXXXXXXXXXX xxxxx XXX XXXXXXX XXXXXXXXXXX xxxxxx xxxxx XXXX XXXX
 XXXXXXX a XXXXXXX XXXX XXXXX xxxxx xxxxxxxx XXXXXXX X XXX

FIGURE 7 PARAGRAPH visual structure



6 RM.DATA_TYPES.QUANTITY Package

6.1 Overview

The Quantity package is illustrated in FIGURE 8.

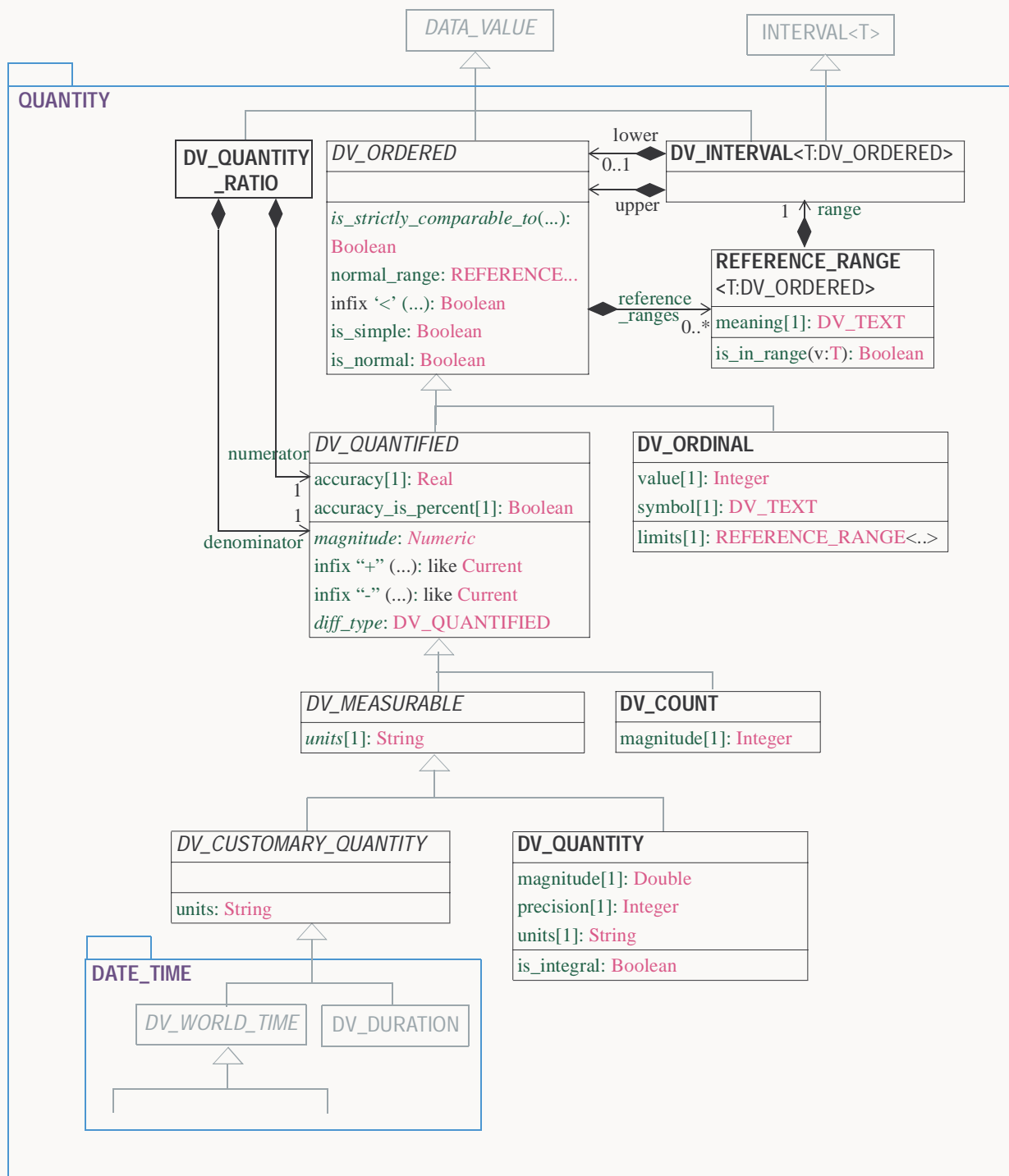


FIGURE 8 RM.DATA_TYPES.QUANTITY Package

6.1.1 Requirements

Types of quantities used in clinical medicine fall into a number of categories, as follows:

- dimensionless countable quantities, e.g. “number of doses: 2”, “number of previous pregnancies: 1”
- dimensioned quantities, e.g. “systolic BP: 110 mm[Hg]”, “height: 178 cm”, “rate of asthma attacks: 7 /week”, “weight loss: 2.5 kg”
- quantity ratios, e.g. “1:128” (a titer), “250 mg / 500 ml (solute/solvent)”
- quantity ranges, e.g. “45kg - 65kg”
- symbolic ordinal values, e.g. “+”, “++”, “+++”, “mild”, “medium”, “severe”
- dates, times, durations

Aspects of quantities significant in their modelling include:

- units;
- precision of decimal representation;
- accuracy of measurement;
- reference ranges.

6.1.2 Overall Design

In order to make sense of these in a systematic way, a proper typology for quantities is needed. The most basic characteristic of all values typically called “quantities” is that they are ordered, meaning that the operator “<” (less-than) is defined between any two values in the domain. An ancestor class for all quantities called `DV_ORDERED` is accordingly defined. This type is subtyped into ordinals and true quantities, represented by the classes `DV_ORDINAL` and `DV_QUANTIFIED` respectively. `DV_ORDINAL` represents data values whose exact numeric values are not known, and which use symbolic renderings instead, such as “+”, “++”, “+++”, or “mild”, “medium”, “severe”. In contrast, instances of `DV_QUANTIFIED` and all its subtypes have precise numeric values.

`DV_QUANTIFIED` itself introduces the concept of *magnitude* and *accuracy*, the latter of which is explained in more detail below. Its two subtypes - the abstract `DV_MEASURABLE` - and the concrete `DV_COUNT` reflect the two basic types of quantified value which exist. Measurable quantities are those which measure an *amount* of a physical quantity, while countable quantities are used to *count* entities in the real world.

There are two subtypes of `DV_MEASURABLE`. `DV_QUANTITY` is used to represent amounts of measurable things, and has a real number *magnitude*, *precision* and *units*. The *units* attribute contains the scientific unit in a parsable form defined by the Unified Code for Units of Measure (UCUM) [8]. A valid units string always implies a measured property, such as “force” or “pressure”. Unit strings can be compared to determine if they measure the same property (e.g. “bar” and “kPa” are both units corresponding to the property “pressure”), which enables the *is_strictly_comparable_to* function defined on `DV_ORDERED` to be properly specified on `DV_MEASURABLE`.

It is **important to note** that while these semantics will allow comparison of e.g. two pressures recorded in mbar and mm[Hg], or even two accelerations whose units are “m.s⁻²” and “m/s²”, they provide no guarantee that this is a sensible thing to do in terms of clinical semantics: comparing a blood pressure to an atmospheric pressure for example may or may not make any sense. It is not within the scope of the Quantity package to express such semantics: this is up to application software which uses Quantities found in specific places in the data.

The subtype `DV_CUSTOMARY_QUANTITY` corresponds to quantities which are expressed in terms of an arbitrary arrangement of values and units. Examples of the latter include imperial measurements of weight and length (which are not modelled explicitly here, since they are either assumed to be recorded in metric, or else in the smallest of the relevant units, such as inches or ounces), and the time-related types in the “social/biological” time domain, which are recorded in year/month/day and/or hour/minute/second format. Instances of any customary type are convertible to instances of `DV_QUANTITY`. Time in finer time domains, e.g. chemical, atomic domains etc is recorded using `DV_QUANTITY`, with *units* set to “s” (seconds). [To be completely correct, this model would include a subclass `DV_CUSTOMARY_QUANTITY` for all time types, say `DV_TIME_QUANTITY`, whose *units* is set to “time”. However, it is not yet clear that there are any other customary types required in clinical medicine (e.g. imperial weights or lengths which need to be represented in parts rather than their smallest possible unit).]

The type `DV_COUNT` has an integer magnitude and is used to record dimensionless naturally countable things such as number of previous pregnancies, number of steps taken by a recovering stroke victim and so on. There are no *units* or *precision*. Countable quantities can be used to create instances of `DV_QUANTITY`, such as during a statistical study which average tobacco consumption over a time period. Such a computation might cause the creation of `DV_QUANTITY` objects representing values like *{magnitude = 5.85, units = ‘/ week’}*

Two final quantitative types are `DV_QUANTITY_RATIO`, which represents values which consist of two `DV_QUANTIFIED` instances, and quantity ranges, which are formed from any two instances of `DV_ORDERED` and are defined implicitly by the generic (template) type `DV_INTERVAL<DV_ORDERED>`.

6.1.3 Ordinal Values

Ordinal values in clinical medicine deserve comment. Medicine is one domain in which symbols representing relative magnitudes are commonly used, without exact values being known, or often, being knowable. The main purpose is usually to classify patients into groups for which different decisions might be made. Thus, while approximate ranges (technically speaking - “fuzzy intervals”) might be stated (such as for a urinalysis), concrete values are not of interest, only categories are. Take for example the characterisation of “pain” as being “mild”, “medium”, “severe”, or the reflex response to tendon percussion as “-”, “+/-”, “+”, “++”, “+++”, “++++”. There may be no way to scientifically quantify such values because they reflect a subjective experience of the patient or informal judgement by clinician.

Similarly, even though the symbolic values for haemolysed blood in a urinalysis have approximate ranges stated for them (e.g. *{“neg”, “trace” (10), “small” (<25), “moderate” (<80), “large” (>200); (unit=cells/μl)}*), these values are not usable in any way, and are therefore not represented in the model presented here. A possible argument for recording these values sometimes put forward is that comparisons might want to be made between the ranges quoted by two laboratories for the same symbol (e.g. “moderate”). There are a number of arguments against this. Firstly, such comparisons are a poor attempt at “normalisation”, an activity which is the business of pathologists, not EHR users. Secondly, the symbolic values are often arrived at by the tester making a judgement of colour on a strip, which while an adequate (and cost-effective) approach for *classifying*, is not a valid means of *quantifying* a value. Lastly, in most cases, if a quantified point value or range is desired, or available, then it will be used - meaning that the data types `DV_QUANTITY` or `DV_INTERVAL<DV_QUANTITY>` would be used rather than `DV_ORDINAL`.

6.1.4 Accuracy and Uncertainty

Theoretically, “accuracy” would not be included in a model for QUANTIFIED values, because it is an artifact of a measuring process and/or device, not of a quantity itself. For example, a weight of “82 kg +/-5%” can be represented in two parts. The “82kg” is represented as a DV_QUANTITY, while the “+/-5%” may be included in the protocol description of the weighing instrument (recorded in an ENTRY), since this is where the error comes from. However, for practical purposes, for any measured quantity for which accuracy was recorded, it is quite likely that the accuracy will be required in computations on the quantity, especially for statistical population queries in which measurement error must be disambiguated from true correlation. It is therefore included as an attribute of DV_QUANTIFIED. If not used, its value is 0.

The notion of “uncertainty” is understood as a subjective judgement made by the clinician, indicating that he/she is not certain of a particular statement. It is not the same as accuracy: uncertainty may apply to non-quantified values, such as subjective statements, and it is not an aspect of objective measurement processes, but of human confidence. Where the uncertainty is due to subjective memory e.g. “I think my grandfather was 56 when he died”, the uncertainty is simply recorded as another value, along with the main data item being recorded.

6.1.5 Reference Ranges

Reference ranges are an important aspect of laboratory data. The general form of a reference range found in a pathology result indicates what is considered the “normal” range for a measured value. Examples of reference ranges:

- normal range for serum Na is 135 - 145 mmol/L.
- desirable total cholesterol: < 5.5 mmol/L (strictly this probably should be 2.0 - 5.5 mmol/L, but is not usually quoted this way as low cholesterol is not considered a problem.)

Ranges can also be quoted for drug administrations, in which case they are usually thought of as the “therapeutic” range. For example, the anticonvulsant drug Carbamazepine has a therapeutic range of 20 - 40 µMol/L. In some cases, there are multiple ranges associated with a drug, for example, Salicylate has a therapeutic range of 1.0 - 2.5 mmol/L and a toxic range > 3.6 mmol/L

Another case in which multiple ranges may be stated is the administration recommendations for drugs which depend on the particular patient state. For example, the therapeutic range of Cyclosporin (an immunosuppressant) is a function of time post-transplant for the affected organ, e.g. kidney: < 6 months: 250 - 350 µg/L, > 6 months: 100 - 200 µg/L.

Yet another example of multiple ranges are those for blood IgG, IgA, IgM which vary significantly with the age in months from birth.

Where there appear to be multiple ranges, the important question is: which range information is relevant to the actual data being recorded for the patient? In theory, only the range corresponding to the particular patient situation should be used, i.e. the range which applies after taking into account sex, age, smoking status, “professional athlete”, organ transplanted, etc. In most cases, this is a single “normal” range, or a pair of ranges, typically “therapeutic” and “critical”. However, practical factors complicate things. Firstly, data is often supplied from pathology labs along with some or all of the applicable reference ranges, even though only some could possibly apply. This is particularly the case if the laboratory has no other data on the patient, and cannot evaluate which range applies. The requirement for faithfulness of recording might be extended to reference data supplied by laboratories, regardless of how irrelevant or arbitrarily chosen the reference data is, meaning that such data has to be stored in the record anyway. Secondly, there may be circumstances in which physicians want a number of reference ranges, even while knowing that only one range is applicable to the

datum. Ranges above and below the relevant one might be useful to a physician wishing to determine how far out of range the datum is.

The approach taken in the *openEHR* model is to provide the ability to add any number of named reference ranges to a *DV_QUANTIFIED* (i.e. date/time types and quantities), using the type *REFERENCE_RANGE*.

If more complex reference data really needs to be included in the patient's record (i.e. if it really is patient-specific), there is nothing to prevent fully archetyped structures associated with the datum in question being used to describe it.

6.1.6 Statistical Reference Data

To Be Continued:

6.2 Class Descriptions

6.2.1 DV_ORDERED Class

CLASS	<i>DV_ORDERED</i> (abstract)	
Purpose	Abstract class defining the concept of ordered values, which includes ordinals as well as true quantities. It defines the functions '<' and <i>is_strictly_comparable_to</i> , the latter of which must evaluate to True for instances being compared with the '<' function, or used as limits in the <i>DV_INTERVAL<T></i> class.	
Use	Data value types which are to be used as limits in the <i>DV_INTERVAL<T></i> class must inherit from this class, and implement the function <i>is_strictly_comparable_to</i> to ensure that instances compare meaningfully. For example, instances of <i>DV_QUANTITY</i> can only be compared if they measure the same kind of physical quantity.	
Abstract	Signature	Meaning
	<i>infix</i> '<' (other: <i>like</i> Current): Boolean <i>require</i> <i>is_strictly_comparable_to</i> (other)	Tests if this item is less than other, which must be of the same concrete type.
	<i>is_strictly_comparable_to</i> (other: <i>like</i> Current): Boolean	Test if two instances are strictly comparable.
Inherit	DATA_VALUE	
Attributes	Signature	Meaning
	reference_ranges : List <REFERENCE_RANGE< <i>like</i> Current>>	optional tagged ranges for this value in its particular measurement context
Functions	Signature	Meaning
	is_normal : Boolean	Value is in the normal range if there is one, otherwise True.

CLASS	<i>DV_ORDERED (abstract)</i>	
	normal_range: REFERENCE_RANGE< <i>like</i> Current> <i>require</i> reference_ranges /= Void <i>ensure</i> Result /= Void <i>implies</i> reference_ranges.has(Result) <i>and</i> <i>then</i> Result.meaning.value. is_equal("normal")	If there are reference ranges, returns the reference range whose meaning is "normal"
	is_simple: Boolean	True if this quantity has no reference ranges, or accuracy.
Invariants	<i>Reference_range_validity:</i> reference_ranges /= Void <i>implies not</i> reference_ranges.is_empty <i>Is_simple_validity:</i> reference_ranges = Void <i>implies</i> is_simple <i>Normal_range_validity:</i> has_normal_range <i>implies</i> (reference_ranges /= Void <i>and then</i> reference_ranges.has(normal_range))	

6.2.2 DV_INTERVAL<T : DV_ORDERED> Class

CLASS	<i>DV_INTERVAL<T : DV_ORDERED></i>	
Purpose	Generic class defining an interval (i.e. range) of a comparable type. An interval is a contiguous subrange of a comparable base type.	
Use	Used to define intervals of dates, times, quantities (whose units match) and so on. The type parameter, T, must be a descendant of the type DV_ORDERED, which is necessary (but not sufficient) for instances to be compared (<i>strictly_comparable</i> is also needed). Without the DV_INTERVAL class, quite a few more DV_ classes would be needed to express logical intervals, namely interval versions of all the date/time classes, and of quantity classes. Further, it allows the semantics of intervals to be stated in one place unequivocally, including the conditions for strict comparison. The basic semantics are derived from the class INTERVAL<T>, described in the support RM.	
ISO 18308	STR 3.13	
CEN	Time Interval; also includes a measurement range data type but not the ability to specify if minimum or maximum values are inclusive.	
Synapses	QuantityRange + ability to specify if the range is inclusive or exclusive separately of the maximum and minimum values.	
GEHR	G1_QUANTITY_RANGE	
HL7	IVL<T:QTY>	

CLASS	DV_INTERVAL<T : DV_ORDERED>
Inherit	DATA_VALUE, INTERVAL<T>
Invariants	<i>Limits_consistent</i> : (not upper_unbounded and not lower_unbounded) <i>implies</i> (lower.is_strictly_comparable_to(upper) and lower <= upper)

6.2.3 REFERENCE_RANGE<T:DV_ORDERED> Class

CLASS	REFERENCE_RANGE<T:DV_ORDERED>	
Purpose	Defines a named range to be associated with any ORDERED datum. Each such range is particular to the patient and context, e.g. sex, age, and any other factor which affects ranges.	
Use	May be used to represent normal, therapeutic, dangerous, critical etc ranges.	
ISO 18308	STR 3.13	
Attributes	Signature	Meaning
	meaning : DV_TEXT	Term whose value indicates the meaning of this range, e.g. “normal”, “critical”, “therapeutic” etc.
	range : DV_INTERVAL<T>	The data range for this meaning, e.g. “critical” etc.
Functions	Signature	Meaning
	is_in_range (val: T): Boolean	Indicates if the value ‘val’ is inside the range
Invariants	<i>Meaning_exists</i> : meaning /= Void <i>Range_exists</i> : range /= Void <i>Range_is_simple</i> : (range.lower_unbounded or else range.lower.is_simple) and (range.upper_unbounded or else range.upper.is_simple)	

6.2.4 DV_ORDINAL Class

CLASS	DV_ORDINAL
Purpose	Models rankings and scores, e.g. pain, Apgar values, etc, where there is a) implied ordering, b) no implication that the distance between each value is constant, and c) the total number of values is finite.
Use	Used for recording any clinical datum which is customarily recorded using symbolic values. Example: the results on a urinalysis strip, e.g. {neg, trace, +, ++, +++} are used for leucocytes, protein, nitrites etc; for non-haemolysed blood {neg, trace, moderate}; for haemolysed blood {neg, trace, small, moderate, large}.

CLASS	DV_ORDINAL	
ISO 18308	STR 3.2	
HL7	Quantity (QTY)	
Inherit	DV_ORDERED	
Attributes	Signature	Meaning
	value: Integer	ordinal position in enumeration of values.
	symbol: DV_CODED_TEXT	Coded textual representation of this value in the enumeration, which may be strings made from “+” symbols, or other enumerations of terms such as “mild”, “moderate”, “severe”, or even the same number series as the values, e.g. “1”, “2”, “3”.
Functions	Signature	Meaning
	limits: REFERENCE_RANGE < <i>like</i> Current>	limits of the ordinal enumeration, to allow comparison of an ordinal value to its limits.
	infix ‘<’ (other: <i>like</i> Current): Boolean <i>ensure</i> value < other.value <i>implies</i> Result	True if types are the same and values compare
	is_strictly_comparable_to (other: <i>like</i> Current): Boolean <i>ensure</i> symbol.is_comparable (other.symbol) <i>implies</i> Result	True if symbols come from same vocabulary, assuming the vocabulary is a subset or value range, e.g. “urine:protein”.
Invariants	<i>Value_valid:</i> value > 0 <i>Symbol_exists:</i> symbol /= Void <i>Limits_valid:</i> limits /= Void and then limits.meaning.is_equal(“limits”) <i>Reference_range_valid:</i> reference_ranges /= Void and then reference_ranges.has(limits)	

6.2.5 DV_QUANTIFIED Class

CLASS	DV_QUANTIFIED (<i>abstract</i>)
Purpose	Abstract class defining the concept of true quantified values, i.e. values which are not only ordered, but which have a magnitude, and for which the addition and difference operations can be defined.
OMG HDTF	COAS::Measurement.

CLASS	<i>DV_QUANTIFIED (abstract)</i>	
Synapses	Attributes in the Quantity class for <i>unit</i> and <i>accuracy</i> (double plus units)	
HL7	Quantity (QTY)	
Inherit	DV_ORDERED	
Abstract	Signature	Meaning
	<i>magnitude</i> : <i>Numeric</i>	Numeric value of the quantity in canonical (i.e. single value) form. Implemented as constant, function or attribute in subtypes as appropriate.
	infix '+' (other: diff_type): <i>like Current</i>	Sum of this quantity and another whose formal type must be the difference type of this quantity.
	infix '-' (other: diff_type): <i>like Current</i>	Difference of this quantity and another whose formal type must be the difference type of this quantity type.
	<i>diff_type</i> : DV_QUANTIFIED	Type of quantity which can be added or subtracted to this quantity. Usually the same type, but may be different as in the case of dates and times.
Attributes	Signature	Meaning
	accuracy : <i>Real</i>	accuracy of measurement instrument or method which applies to this specific instance of DV_QUANTIFIED, expressed either as a half-range percent value (<i>accuracy_is_percent</i> = True) or a half-range quantity. A value of 0 means that accuracy was not recorded.
	accuracy_is_percent : <i>Boolean</i>	If True, indicates that when this object was created, accuracy was recorded as a percent value; if False, as an absolute quantity value.
Functions	Signature	Meaning
	is_valid_percentage (x: <i>Numeric</i>): <i>Boolean</i>	Test whether a number is a valid percentage
Invariants	<i>Magnitude_exists</i> : <i>magnitude</i> /= Void <i>Accuracy_validity</i> : <i>accuracy_is_percent</i> <i>implies</i> <i>is_valid_percentage</i> (<i>accuracy</i>)	

6.2.6 DV_MEASURABLE Class

CLASS	<i>DV_MEASURABLE (abstract)</i>	
Purpose	Abstract class defining the concept of true quantified values, i.e. values which are not only ordered, but whose magnitude is meaningful as well. Units were inspired by the Unified Code for Units of Measure (UCUM), developed by Gunther Schadow and Clement J. McDonald of The Regenstrief Institute [8].	
CEN	<i>unit</i> exists as an attribute of the measurement data value class.	
OMG HDTF	COAS::Measurement.	
Synapses	Attributes in the Quantity class for <i>unit</i> and <i>accuracy</i> (double plus units)	
HL7	Quantity (QTY)	
Inherit	DV_QUANTIFIED	
Abstract	Signature	Meaning
	<i>units</i> : String	Stringified units, expressed in UCUM unit syntax, e.g. "kg/m2", "mm[Hg]", "ms-1", "km/h". Implemented accordingly in subtypes.
Invariants	<i>Units_valid</i> : units != void	

6.2.7 DV_QUANTITY Class

CLASS	<i>DV_QUANTITY</i>	
Purpose	Quantified type representing “scientific” quantities, i.e. quantities expressed as a single value and optional units.	
Use	Can also be used for time durations, where it is more convenient to treat these as simply a number of seconds rather than days, months, years.	
ISO 18308	STR 3.2 - 3.4	
CEN	Quantifiable Data Item; Measurement data value class.	
OMG HDTF	COAS::Numeric.	
Synapses	Quantity	
GEHR	G1_QUANTITY	
HL7	PhysicalQuantity (PQ)	

CLASS	DV_QUANTITY	
Inherit	DV_MEASURABLE	
Attributes	Signature	Meaning
	magnitude: Double	numeric magnitude of the quantity.
	units: String	Attribute representing stringified units.
	precision: Integer	precision to which the value of the quantity is expressed, in terms of number of significant figures. The value 0 implies an integral quantity.
	diff_type: DV_QUANTITY	Difference type for DV_QUANTITY
Functions	Signature	Meaning
	is_integral: Boolean	True if precision = 0; quantity represents an integral number.
	prefix '-': <i>like</i> Current	Negated version of current object, such as used for representing a difference, e.g. a weight loss.
	+ is_strictly_comparable_to (other: <i>like</i> Current): Boolean <i>require</i> units_equivalent(units, other.units)	Test if two instances are strictly comparable by ensuring that the measured property is the same, achieved using the Measurement service function <i>units_equivalent</i> .
Invariants	<i>Precision_valid:</i> precision >= 0	

6.2.8 DV_COUNT Class

CLASS	DV_COUNT	
Purpose	Countable quantities.	
Use	Used for countable types such as pregnancies and steps (taken by a physiotherapy patient), number of cigarettes smoked in a day.	
Misuse	Not used for amounts of physical entities (which all have units)	
ISO 18308	STR 3.2 - 3.4	
HL7	INT	
Inherit	DV_QUANTIFIED	
Attributes	Signature	Meaning

CLASS	DV_COUNT	
	magnitude: Integer	numeric magnitude of the quantity
	diff_type: DV_COUNT	Difference type for DV_COUNT
Invariants		

6.2.9 Units Syntax

The BNF syntax specification of the *units* string, adapted from [8] is as follows:

Parse Specification

```

units ::=      '/' exp_units
           | units '.' exp_units
           | units '/' exp_units
           | exp_units

exp_units ::= unit_group exponent | unit_group

unit_group ::= PREFIX annot_unit
            | annot_unit
            | '(' exp_units ')'
            | factor

annot_unit ::= unit_name
            | unit_name '{' ANNOTATION '}'
            | '{' ANNOTATION '}'

factor ::= Integer

exponent ::= SIGN Integer | Integer
    
```

Lexical Specification

```

PREFIX ::=  'Y' | 'Z' | 'E' | 'P' | 'T' | 'G' | 'M' | 'k' | 'h' | 'da'
           | 'd' | 'c' | 'm' | 'µ' | 'n' | 'p' | 'f' | 'a' | 'z' | 'y'

UNIT_NAME ::= [a-zA-Z_%]+ ; from unit tables
ANNOTATION ::= [a-zA-Z'.]+ ; from unit tables
SUFFIX ::= [a-zA-Z0-9'_]+ ; from unit tables

SIGN ::= '+' | '-'

Integer ::= [0-9]+
    
```

This proposal is comprehensive, covering all useful unit systems, including SI, various imperial, customary measures, and some obscure measures, as well as clinically specific additions. Metric prefixes, meaning-changing textual suffixes (e.g. " [Hg]" in "mm[Hg]") and non-meaning-changing annotations (e.g. "kg {total}") are recognised. With this syntax, units can be simply expressed in strings such as:

```
"kg/m^2", "m.s^-1", "km/h", "mm [Hg]"
```

and so on.

6.2.10 DV_QUANTITY_RATIO Class

CLASS	DV_QUANTITY_RATIO	
Purpose	Models a ratio of quantities.	
Use	Used for recording specified administration dosages (e.g. 5 mg / 100 ml), drug amounts based on body weight (e.g. 1 tablet / 10 kg), and titers (e.g. 1:128). Note that the units representation in single QUANTITYs caters for any ratio in which the units are expressible in unitary (i.e. denominator = 1) form. Thus, a QUANTITY_RATIO of “2 g / 250ml” could be expressed as a QUANTITY of “8 g/l”.	
MisUse	Should not be used to represent things like blood pressure which are often written using a ‘/’ character, giving the misleading impression that the item is a ratio, when in fact it is a structured value. E.g. visual acuity “6/24” is not a ratio.	
ISO 18308	STR 3.6	
OMG HDTF	COAS::Ratio.	
Synapses	Numeric class	
GEHR	G1_QUANTITY_RATIO	
HL7	Ratio (RTO). In HL7, the RTO type is used only for ratios of reals or integers, and does not seem to allow for ratios of dimensioned quantities.	
Inherit	DATA_VALUE	
Attributes	Signature	Meaning
	numerator: DV_QUANTIFIED	numerator of ratio
	denominator: DV_QUANTIFIED	denominator of ratio
Invariants	<i>Numerator_exists</i> : numerator /= Void <i>Denominator_exists</i> : denominator /= Void	

6.2.11 DV_CUSTOMARY_QUANTITY Class

CLASS	DV_CUSTOMARY_QUANTITY (<i>abstract</i>)	
Purpose	Abstract parent class of quantity types which are expressed in a form other than the standard scientific, i.e. one value, one unit form	
Inherit	DV_QUANTIFIED	
Abstract	Signature	Meaning

CLASS	<i>DV_CUSTOMARY_QUANTITY (abstract)</i>	
	<i>to_quantity</i> : DV_QUANTITY <i>ensure</i> result_exists: Result /= void	Function to convert a customary quantity to a scientific one for comparison or other purposes.
Constant	Signature	Meaning
	units : String	Constant
Invariants	<i>Units_valid</i> : units.is_equal("s")	

7 RM.DATA_TYPES.QUANTITY.DATE_TIME Package

7.1 Overview

The DATE_TIME package includes three absolute date/time concepts: DV_DATE, DV_TIME, DV_DATE_TIME, a relative concept: DV_DURATION, and the concept of partial dates and times, via DV_PARTIAL_DATE, DV_PARTIAL_TIME. The Date_time package is illustrated in FIGURE 9.

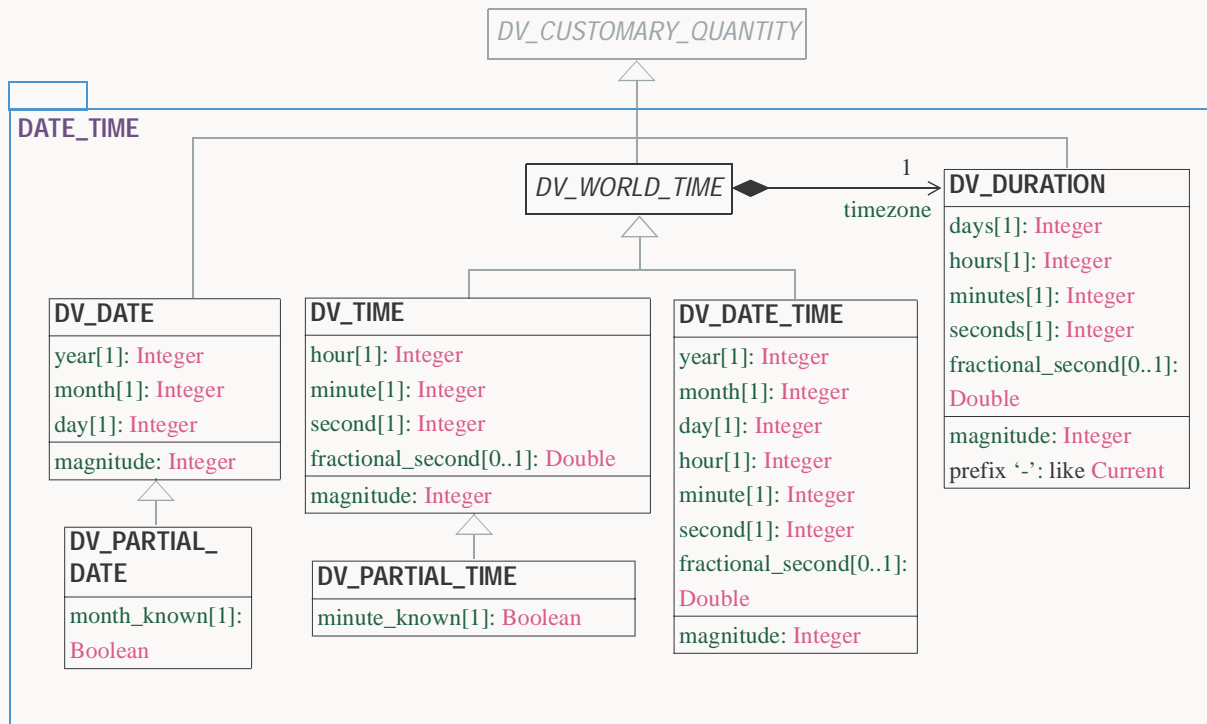


FIGURE 9 RM.DATA_TYPES.QUANTITY.DATE_TIME Package

7.1.1 Design Basis

Date/time values are somewhat special in the realm of data types. They can be expressed in standard Quantity form, i.e. as a number of seconds, or they can be expressed in their “customary” form, in which the standard structure of {value, unit} and metric relationships between orders of magnitude do not hold. The customary form is what we are used to using with date/time quantities which relate to affairs in the social time domain, such as births, deaths, ages, and times and durations of events which we remember; in these cases it is expressed using the familiar year/month/date/hour/minute/second system, in which the relationships between each successive unit of time is non-metric. Scientific observations, mostly at finer granularities of time, are usually expressed using the standard Quantity form rather than the customary form.

In clinical medicine, both types are used ubiquitously, and there is a need to be able to process date/time quantities both in their customary form, and in their scientific form. Consequently, the *openEHR* model takes the approach that date/time quantities are a subtype of the class DV_CUSTOMARY_QUANTITY, itself a kind of DV_QUANTIFIED. Each subtype can easily be converted to the scientific DV_QUANTITY form, while DV_QUANTITIES can be converted to customary form if an appropriate one exists.

All date/time types in this specification fall into two broad groups: *absolute* and *relative*. Absolute date and time classes all inherit from the abstract class DV_WORLD_TIME, i.e. values measuring time in a geographically located real world context. Such date/times measure absolute time: thus real world dates measure calendrical time, while real world times measure clock time from midnight. Consequently, all must include timezone information, ensuring that all instances of such dates and times are situated on the same timeline, notionally that which is experienced at longitude 0°.

The relative category contains only the concept DV_DURATION, which expresses elapsed time from some arbitrary time point. DV_DURATION is used for expressing durations of clinical phenomena, differences between two world times, and the size of the timezone offset of any world time.

7.1.2 Fuzzy and Incomplete Date/Times

Partial or uncertain date/times have to be catered for in clinical medicine. It is common for patients to be unsure about dates and durations. Clearly, quite complex models for fuzzy date/times and uncertainty are possible. The approach used here takes into account the known needs for representing partially known date/time data, while balancing that with the need to avoid incomprehensibly complex fuzzy types whose generality would really only apply to a tiny percent of difficult cases. Thus, the basis for modelling incomplete date/times is as follows.

- The modelling problem relates only to date/time quantities that need to be computable. For extremely imprecise date/times, if the clinician feels the need, s/he can record it as narrative text.
- In practical clinical experience, it turns out that partial dates represent the majority of incomplete date/times. For dates, one of the following rules applies to any instance:
 - only the year is known
 - only the year and month are known

If not even the year is known, then the date is obviously extremely approximate and it would probably be unsafe to represent it computationally. However, if computable representation was needed in this case, the form DV_INTERVAL<DV_DATE> should be used. A pedantic example which breaks these rules is someone who claims to be born on “a Monday at the start of May in 1934” (i.e. day but not date unknown). Either the clinician determines what date the first Monday in May 1934 actually was and record that (assuming the patient’s way of accurately remembering just happens to be via day rather than date), or else records a partial date of the form “??/05/1934” if they determine that the patient really is unsure.

- Sometimes incomplete times are recorded, e.g.:
 - by instruments which only generate hh:mm values (i.e. no seconds);
 - by patients who report approximate times of events;
 - by clinicians who use approximate times in administrations, e.g. “take insulin at 8am” really means something like 8am +/- 30 mins.
- A function should be provided giving applications easy access to a DV_INTERVAL<DV_DATE> enclosing the maximum range which could be implied by the originally stated date. Similarly for partial times.
- For imprecise durations, an interval should be used, i.e. DV_INTERVAL<DV_DURATION>. In this way durations like “2 - 3 hrs” can be represented, and still be computable.
- To satisfy the faithfulness requirement for health record recording it is always possible to record the narrative form of the datum provided by the patient as well as the formal form.

Based on the above considerations, the requirements for partial types needed are satisfied by the classes `DV_PARTIAL_DATE` and `DV_PARTIAL_TIME`.

7.1.3 Calendar

A comment on calendars is in order. In this specification, the Gregorian calendar is assumed in all date types. Initially this may seem like a culturally insensitive approach, but in fact it makes sense in computational terms, for both users of the Gregorian calendar and any other calendars, e.g. Julian, Islamic, Baha'i, etc.

Arguments against allowing dates and date/times to be from any calendar include the following:

- Almost all dates on computer systems, including in regions such as the Indian sub-continent and the middle east, where alternate calendars are in use, are in the Gregorian system. This is likely to be the case for some time, and may always be the case, regardless of the continued use of other calendars for religious or other purposes (outside of health);
- If a calendar indicator were used in date quantities, all software, to be correct, would have to check the value to verify that it is in the expected calendar system, and to do something special if it is not - an added cost which is a possible source of bugs and which would rarely be used. The reality is that most software produced in the western world, India etc (possibly excepting open source software) would automatically assume the Gregorian calendar, and would be in error if ever it did receive EHR data containing dates from alternate calendars.
- If/when other calendars are used in EHR or related systems, the users of those calendars will be aware of it, and include the appropriate conversion logic between Gregorian dates and their own, limiting the extra software work and quality issues to those users who actually need alternate calendars. If EHRs from such places are sent to a health care facility where Gregorian is the default, nothing special is needed to ensure that those records will contain dates comprehensible to the receiver.

The strategy is effectively that users requiring non-Gregorian dates in EHR and other health systems should include their own conversion code to and from Gregorian dates. This is no different from the same requirement for any particular group of users to include special software relating to particular kinds of user interfaces, language processing or other local/regional/cultural differences.

Algorithms for conversion between the Egyptian, Armenian, Khwarizmian, Persian, Ethiopian, Coptic, Republican, Macedonian, Syrian, Julian Roman, Gregorian, Islamic A, Islamic B, Baha'i and Saka calendars are described by Richards [7] and are based on the work of D. A. Hatcher (1986).

7.1.4 Representation

The classes described here define computational semantics, and do not in themselves define representation in particular implementation technologies. When a sharable, external representation has to be defined, such as in XML-schema or any other data format, ISO 8601 format is used. This is implied by the use of this standard for the *as_string* attribute of all date/time types here.

7.2 Definitions

The following symbolic definitions are used in the classes below:

- **Seconds_in_minute:** Integer = 60
- **Minutes_in_hour:** Integer = 60
- **Hours_in_day:** Integer = 24
- **Days_in_year:** Integer = 365

- **Days_in_week:** Integer = 7
- **Months_in_year:** Integer = 12
- **Middle_second_in_minute:** Integer = 30
- **Middle_minute_in_hour:** Integer = 30
- **Middle_day_in_month:** Integer = 15
- **Middle_month_in_year:** Integer = 6
- **Last_day_of_middle_month:** Integer is 30
- **Min_timezone:** DV_DURATION; Min_timezone.as_string = “-14:00”
- **Max_timezone:** DV_DURATION; Max_timezone.as_string = “+10:00”

Note that the timezone limits are set by where the international dateline is. Thus, time in New Zealand is quoted using +13:00, not -11:00.

7.3 Class Descriptions

7.3.1 DV_WORLD_TIME Class

CLASS	<i>DV_WORLD_TIME (abstract)</i>	
Purpose	Abstract concept of time on the real world timeline. All dates assumed to be in the Gregorian calendar.	
Use	Used for recording dates and/or times in real world time.	
Inherit	DV_CUSTOMARY_QUANTITY	
Attributes	Signature	Meaning
	timezone: DV_DURATION	offset from Universal Coordinated Time, in the range -1200 - +1200 (note that this can affect the date even if no time is recorded).
Invariants	<i>timezone_valid:</i> timezone /= Void and then (timezone >= Min_timezone and timezone <= Max_timezone)	

7.3.2 DV_DATE Class

CLASS	DV_DATE
Purpose	Represents an absolute point in time, as measured on the Gregorian calendar, and specified only to the day.
Use	Used for recording dates in real world time.
ISO 18308	STR 3.7
CEN	TOCD choice Quantifiable Observation Data Item

CLASS	DV_DATE	
Synapses	<i>DTValue</i> attribute of DateTime class (this does not distinguish the representation of dates and of times)	
GEHR	G1_DATE	
HL7	PointInTime (TS). Note that this type simply measures a number of seconds since an epoch, with a timezone. These values are convertable to y/m/d form via the calendar attribute of TS.	
Inherit	DV_CUSTOMARY_QUANTITY	
Attributes	Signature	Meaning
	year : Integer	year
	month : Integer	month in year
	day : Integer	day in month
	diff_type : DV_DURATION	Difference type for DV_DATE
Functions	Signature	Meaning
	is_valid_date (y, m, d:Integer): Boolean <i>ensure</i> -- complex correctness condition	date is valid in Gregorian calendar
	magnitude : Integer	numeric value of the date as seconds since the calendar origin point 1/1/0001
	to_quantity : DV_QUANTITY <i>ensure</i> Result.units.is_equal("d")	Convert to a number of days (the unit "d" is an ISO1000 unit).
	as_string : String	Result = "yyyy-MM-dd", following ISO 8601 (see http://www.cl.cam.ac.uk/~mgk25/iso-time.html)
Invariants	<i>Validity</i> : is_valid_date(year, month, day)	

7.3.3 DV_TIME Class

CLASS	DV_TIME
Purpose	Represents an absolute point in time from an origin usually interpreted as meaning the start of the current day, specified to the second.

CLASS	DV_TIME	
Use	Used for recording real world times, rather than scientifically measured fine amounts of time.	
ISO 18308	STR 3.7, 3.10	
CEN	TOCD choice Quantifiable Observation Data Item	
Synapses	<i>DTValue</i> attribute of DateTime class (this does not distinguish the representation of dates and of times)	
GEHR	G1_TIME	
HL7	PointInTime (TS). Note that this type simply measures a number of seconds since an epoch. These values are convertible to ymd form via the calendar attribute of TS.	
Inherit	DV_WORLD_TIME	
Attributes	Signature	Meaning
	hour : Integer	hour
	minute : Integer	minute in hour
	second : Integer	second in minute
	fractional_second : Double	fractional seconds
	diff_type : DV_DURATION	Difference type for DV_TIME
Functions	Signature	Meaning
	is_valid_time (h, m, s:Integer): Boolean <i>ensure</i> Result <i>implies</i> (0 >= h < Hours_in_day) <i>and</i> (0 >= m < Minutes_in_hour) <i>and</i> (0 >= s < Seconds_in_minute)	time is valid within 24h/60min/60sec system of time
	to_quantity : DV_QUANTITY <i>ensure</i> Result.units.is_equal("s")	Convert to a number of seconds (the unit "s" is a base SI unit).
	magnitude : Double	numeric value of the time as seconds since the start of day

CLASS	DV_TIME	
	as_string: String	Result = “hh:mm:ssZ”, following ISO 8601 (see http://www.cl.cam.ac.uk/~mgk25/iso-time.html). ‘Z’ stands for either the literal ‘Z’ meaning “zero meridian”, i.e. Greenwich, or else a duration of the form “+/-hhmm”, e.g. “+1000”.
Invariants	<i>Validity:</i> is_valid_time(hour, minute, second) <i>Fractional_second_valid:</i> fractional_second >=0 and fractional_second < 1	

7.3.4 DV_DATE_TIME Class

CLASS	DV_DATE_TIME	
Purpose	Represents an absolute point in time, specified to the second. In canonical form,	
Use	Used for recording a precise point in real world time.	
ISO 18308	STR 3.7, 3.10	
CEN	TOCD choice Quantifiable Observation Data Item	
OMG HDTF	COAS::DateTime	
Synapses	<i>DTValue</i> attribute of DateTime class (this does not distinguish the representation of dates and of times)	
GEHR	G1_DATE_TIME	
HL7	PointInTime (TS). Note that this type simply measures a number of seconds since an epoch, with a timezone. These values are convertible to y/m/d form via the calendar attribute of TS.	
Inherit	DV_WORLD_TIME	
Attributes	Signature	Meaning
	year: Integer	year
	month: Integer	month in year
	day: Integer	day in month
	hour: Integer	hour in day
	minute: Integer	minute in hour
	second: Integer	second in minute

CLASS	DV_DATE_TIME	
	fractional_second : Double	fractional seconds
	diff_type : DV_DURATION	Difference type for DV_DATE_TIME
Functions	Signature	Meaning
	is_valid_date_time (y, m, d, h, mi, s:Integer): Boolean	date/time is valid within Gregorian calendar and within 24h/60min/60sec system of time
	magnitude : Double	numeric value of the date/time as days since the calendar origin point
	to_quantity : DV_QUANTITY <i>ensure</i> Result.units.is_equal("d")	Convert to a number of days (the unit "d" is an ISO1000 unit).
	as_string : String -- Result has appropriate form....	Result = yyyy-MM-dd hh:mm:ssZ, following ISO 8601 (see http://www.cl.cam.ac.uk/~mgk25/iso-time.html). 'Z' stands for either the literal 'Z' meaning "zero meridian", i.e. Greenwich, or else a duration of the form "+/-hhmm", e.g. "+1000".
Invariants	<i>validity</i> : is_valid_date_time(year, month, day, hour, minute, second) <i>Fractional_second_valid</i> : fractional_second >=0 and fractional_second < 1	

7.3.5 DV_DURATION Class

CLASS	DV_DURATION
Purpose	Represents a period of time with respect to a notional point in time, which is not specified. A sign may be used to indicate the duration is "backwards" in time rather than forwards.
Use	Used for recording the duration of something in the real world, particularly when there is a need a) to represent the duration in customary format, i.e. days, hours, minutes etc, and b) if it will be used in computational operations with date/time quantities, i.e. additions, subtractions etc.
MisUse	Durations cannot be used to represent points in time, or intervals of time.
ISO 18308	STR 3.10
CEN	Time Interval or Date Range or text description (pt 4)
GEHR	G1_DATE_TIME_DURATION
HL7	Interval of Point in Time, IVL<TS>. The width attribute provides the duration. IVL<TS> thus models an anchored duration.

CLASS	DV_DURATION	
Inherit	DV_CUSTOMARY_QUANTITY	
Attributes	Signature	Meaning
	days: Integer	number of 24 hour days
	hours: Integer	number of 60 minute hours
	minutes: Integer	number of 60 second minutes
	seconds: Integer	number of seconds
	fractional_second: Double	fractional seconds
	diff_type: DV_DURATION	Difference type for DV_DURATION
Functions	Signature	Meaning
	is_valid_duration (d, h, m, s:Integer): Boolean	time is valid duration within 24h/60min/60sec system of time
	prefix '-' : <i>like</i> Current	Negated copy of current object
	magnitude: Double	numeric value of the duration as seconds
	to_quantity: DV_QUANTITY <i>ensure</i> Result.units = "s"	Convert to a number of seconds (the unit "s" is an ISO base unit).
	as_string: String	Result = following ISO 8601, starts with "P", and is followed by a list of periods, each appended by a single letter designator: "D" for days, "H" for hours, "M" for minutes, and "S" for seconds.
Invariants	<i>Validity:</i> is_valid_duration(days, hours, minutes, seconds) <i>Fractional_second_valid:</i> fractional_second >=0.0 <i>and</i> fractional_second < 1.0	

7.3.6 DV_PARTIAL_DATE Class


CLASS	DV_PARTIAL_DATE
Purpose	Represents a partially known date. All partial dates have an unknown day, by definition, else they would be represented as normal dates. The month_known flag indicates whether the month is also unknown.
Use	Used for approximate birth dates, dates of death, etc.
ISO 18308	STR 3.8

CLASS	DV_PARTIAL_DATE	
Synapses	<i>FromDate</i> attribute of DateTime class (this does not distinguish the representation of dates and of times)	
Inherit	DV_DATE	
Attributes	Signature	Meaning
	month_known: Boolean	Indicates whether month in year is known. If so, the date is of the form y/m/?, if not, it is of the form y/?/?
Functions	Signature	Meaning
	enclosing_interval: Interval<DV_DATE>	Enclosing date range implied by this partial date.
	magnitude: Integer	canonical value of <i>enclosing_interval.midpoint</i> .
	as_string: String <i>ensure</i> -- Result has form “yyyy-MM-??”, or “yyyy-??-??”	Result = follows ISO 8601
Invariants	<i>Enclosing_interval:</i> month_known <i>implies</i> enclosing_interval.lower.day = 1 <i>and</i> enclosing_interval.upper.day = days_in_month(month, year) <i>and not</i> month_known <i>implies</i> enclosing_interval.lower.month = 1 <i>and</i> enclosing_interval.upper.month = Months_in_year <i>and</i> enclosing_interval.lower.day = 1 <i>and</i> enclosing_interval.upper.day = days_in_month(Months_in_year, year)	

7.3.7 DV_PARTIAL_TIME Class

CLASS	DV_PARTIAL_TIME	
Purpose	Represents a partially known time. All partial time have an unknown second, by definition, else they would be represented as normal times. The minute_known flag indicates whether the minute is also unknown.	
Use	Used for approximate times of events and substance administrations.	
ISO 18308	STR 3.8	
Synapses	<i>FromTime</i> attribute of DateTime class (this does not distinguish the representation of dates and of times)	
Inherit	DV_TIME	
Attributes	Signature	Meaning

CLASS	DV_PARTIAL_TIME	
	minute_known: Boolean	Indicates whether minute is known. If so, the time is of the form h/m/?, if not, it is of the form h/?/?
Functions	Signature	Meaning
	enclosing_interval: INTERVAL<DV_TIME>	Enclosing time interval implied by this partial time.
	magnitude: Integer	canonical value of <i>enclosing_interval.midpoint</i> .
	as_string: String -- Result has form “hh:mm:??”, or “hh:?:??”	Result = follows ISO 8601
Invariants	<p>Enclosing_interval: minute_known <i>implies</i> enclosing_interval.lower.second = 1 <i>and</i> enclosing_interval.upper.second = Seconds_in_minute <i>and</i> <i>not</i> minute_known <i>implies</i> enclosing_interval.lower.minute = 1 <i>and</i> enclosing_interval.upper.minute = Minutes_in_hour <i>and</i> enclosing_interval.lower.second = 1 <i>and</i> enclosing_interval.upper.second = Seconds_in_minute</p>	



8 RM.DATA_TYPES.TIME_SPECIFICATION Package

8.1 Overview

One of the difficulties with time is expressing future times, since potential occurrences, durations, repetitions cannot be expressed in the same way as actual time. Complicating the problem is the fact that humans tend to use very customary (i.e. calendar-anchored) ways of specifying time, such as “every second Tuesday”, or “the first Sunday of the month”. In clinical medicine, future time is most commonly used to express when medications or other therapies are intended to take place. They are often anchored to the calendar, and can easily include repetitions. Because time specification is about potentiality rather than actuality, it needs its own types. These are illustrated in FIGURE 10.

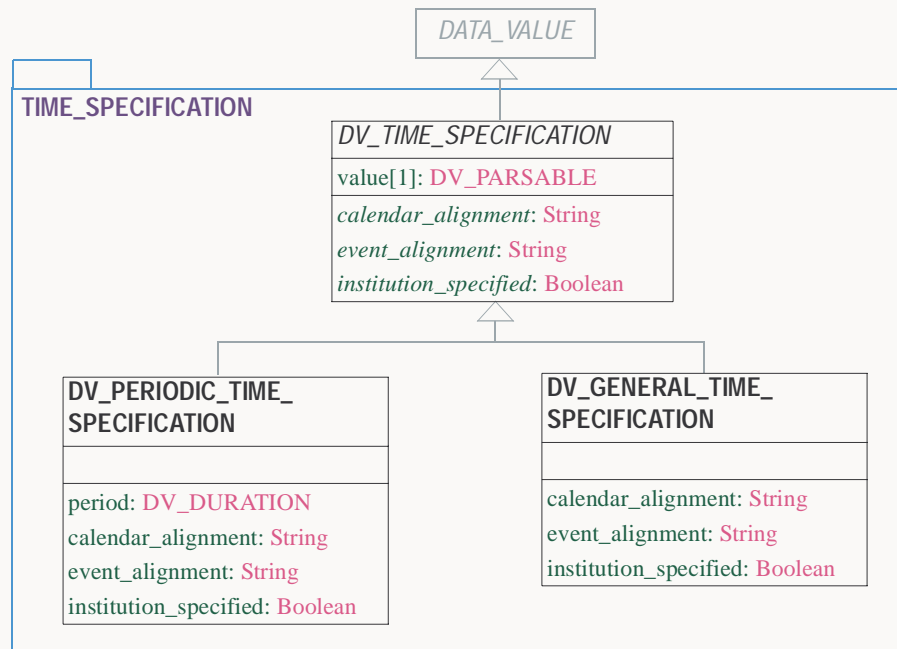


FIGURE 10 RM.DATA_TYPES.TIME_SPECIFICATION Package

As with other time types, there are both simple and complex cases to consider. One of the most common examples of time in the future is the timing for drug administrations, e.g. “once every four hours”. This could be represented as a simple periodic specification, consisting of a start point in time, a period, and a number of repetitions. The specification for taking blood sugar levels during a glucose test could be represented as a simple aperiodic series, e.g. “.5hr, 1hr, 2hr”. However, even common specifications for prescriptions e.g. “three times a day for seven days” start to become quite complex, for example, because “three times a day” might not mean literally 8 hours apart.

Some of the factors to consider in timing specifications are:

- period of repetition
- duration of activity being specified
- possible alignment to the calendar, e.g. “every 5th of the month”
- possible alignment to real world events e.g. “after meals”
- fuzziness

Because time is inherently “messy” (months do not all have the same number of days, leap years change the number of days in some years etc), and because the relationship we have with time can also be arbitrary (e.g. anchored to mealtimes etc), specifying linguistically obvious specifications formally is quite challenging.

8.1.1 The HL7 / ISO 8601 Approach

The HL7 version 3 data types for time specification appear to allow for all of the required possibilities. The syntax is based on the ISO 8601 standard [9]. It provides types which express:

- Periodic intervals (HL7v3 - PIVL<T:TS>) - allows period, duration, and calendar linking to be specified.
- Event-linked periodic intervals (HL7v3 - EIVL<T:TS>) - allows PIVLS to be linked to real-world events like meals.
- General timing specification (HL7v3 - GTS) - allows any time specification to be expressed, using a syntax which is equivalent to a series of IVL<TS> (i.e. intervals of DATE_TIME).

The HL7 syntax for time specification is encapsulated in equivalent *openEHR* types.

8.2 Class Descriptions

8.2.1 DV_TIME_SPECIFICATION Class

CLASS	<i>DV_TIME_SPECIFICATION</i> (abstract)	
Purpose	This is an abstract class of which all timing specifications are specialisations. Specifies points in time, possibly linked to the calendar, or a real world repeating event, such as “breakfast”.	
ISO 18308	STR 3.9	
Inherit	DATA_VALUE	
Attributes	Signature	Meaning
	value: DV_PARSABLE	the specification, in the HL7v3 syntax for PIVL or EIVL types. See below.
Abstract	Signature	Meaning
	<i>calendar_alignment:</i> String	Indicates what prototypical point in the calendar the specification is aligned to, e.g. “5th of the month”. Empty if not aligned. Extracted from the ‘value’ attribute.
	<i>event_alignment:</i> String	Indicates what real-world event the specification is aligned to if any. Extracted from the ‘value’ attribute.

CLASS	<i>DV_TIME_SPECIFICATION</i> (abstract)	
	<i>institution_specified</i> : Boolean	Indicates if the specification is aligned with institution schedules, e.g. a hospital nursing changeover or meal serving times. Extracted from the 'value' attribute.
Invariant	<i>Value_valid</i> : value /= Void	

8.2.2 DV_PERIODIC_TIME_SPECIFICATION Class

CLASS	<i>DV_PERIODIC_TIME_SPECIFICATION</i>	
Purpose	Specifies periodic points in time, linked to the calendar (phase-linked), or a real world repeating event, such as "breakfast" (event-linked). Based on the HL7v3 data types PIVL<T> and EIVL<T>.	
Use	Used in therapeutic prescriptions, expressed as INSTRUCTIONS in the <i>openEHR</i> model.	
ISO 18308	STR 3.9	
CEN	The Duration data value class provides for the specification of time intervals, and also for a simple string description of the periodicity.	
HL7	PIVL<T>, EIVL<T>	
Inherit	DV_TIME_SPECIFICATION	
Functions	Signature	Meaning
	period : DV_DURATION <i>ensure</i> Result /= Void	The period of the repetition, computationally derived from the syntax representation. Extracted from the 'value' attribute.
	calendar_alignment : String	Calendar alignment extracted from value.
	event_alignment : String	Event alignment extracted from value.
	institution_specified : Boolean	Extracted from value.
Invariant	<i>Value_valid</i> : value.formalism.is_equal("HL7:PIVL") <i>or</i> value.formalism.is_equal("HL7:EIVL")	

8.2.2.1 Phase-linked Time Specification Syntax

The syntactic form of phase-linked periodic time specifications (derived from the PIVL<T> spec HL7v3 ballot) is as follows.

```
"[" interval "]" "/" "(" difference ")" [ "@" alignment ] [ "IST" ]
```

Examples include:

- [200004181100;200004181110]/(7d)@DW = every Tuesday from 11:00 to 11:10 AM.
- [200004181100;200004181110]/(1mo)@DM" = every 18th of the month 11:00 to 11:10 AM.

A parse specification is as follows:

```

phase_linked_time_spec: pure_phase_linked_time_spec |
                        pure_phase_linked_time_spec "IST"

pure_phase_linked_time_spec: phase |
                             phase "@" alignment

phase: interval "/" "(" difference ")"

alignment: "DW" | etc /* terms from "HL7::CalendarCycle" domain */

difference: /* ISO 8601 for time difference */

interval: "[" interval_spec "]"

interval_spec: ";" |
              ";" date_time |
              date_time ";" date_time |
              date_time ";"

date_time: /* ISO 8601 for date/time string yyyyymmdd[hh[mm[ss]]] */
    
```

8.2.2.2 Event-linked Periodic Time Specification Syntax

Examples of event-linked periodic time specifications include:

- "PC+ [1h;1h] " = one hour after meal
- "HS- [50min;1h] " = one hour before bedtime for 10 minutes

The following parse specification defines the syntax for event-related periodic time specifications.

```

event_linked_time_spec: event |
                       event offset

event: "AC" | "ACD" | etc /* HL7 domain "HL7::TimingEvent" */

offset: "+" dur_interval |
        "-" dur_interval

dur_interval: /* ISO 8601 for duration interval */
    
```

8.2.3 DV_GENERAL_TIME_SPECIFICATION Class

CLASS	DV_GENERAL_TIME_SPECIFICATION
Purpose	Specifies points in time in a general syntax. Based on the HL7v3 GTS data type.
Use	
ISO 18308	STR 3.9

CLASS	DV_GENERAL_TIME_SPECIFICATION	
CEN	The Duration data value class provides for the specification of time intervals, and also for a simple string description of the periodicity.	
HL7	GTS	
Inherit	DV_TIME_SPECIFICATION	
Functions	Signature	Meaning
	calendar_alignment : String	Calendar alignment extracted from value.
	event_alignment : String	Event alignment extracted from value.
	institution_specified : Boolean	Extracted from value.
Invariant	<i>Value_valid</i> : value.formalism.is_equal("HL7:GTS")	

8.2.3.1 General Time Specification Syntax

The class is the same structurally as the DV_TIME_SPECIFICATION parent. The syntax is the HL7 GTS syntax, defined by the following parse specification:

```

general_time_spec: symbol |
    union |
    exclusion

union : intersection ";" union |
    intersection

exclusion : exclusion "\" intersection

intersection : factor intersection |
    factor

hull : factor ".." hull |
    factor

factor :
    interval |
    phase_linked_time_spec |
    event_linked_time_spec |
    "(" general_time_spec ")"

```

9 RM.DATA_TYPES.ENCAPSULATED Package

9.1 Overview

The Encapsulated package contains classes representing data values whose internal structure is defined outside the EHR model, such as multimedia and parsable data. It is illustrated in FIGURE 11.

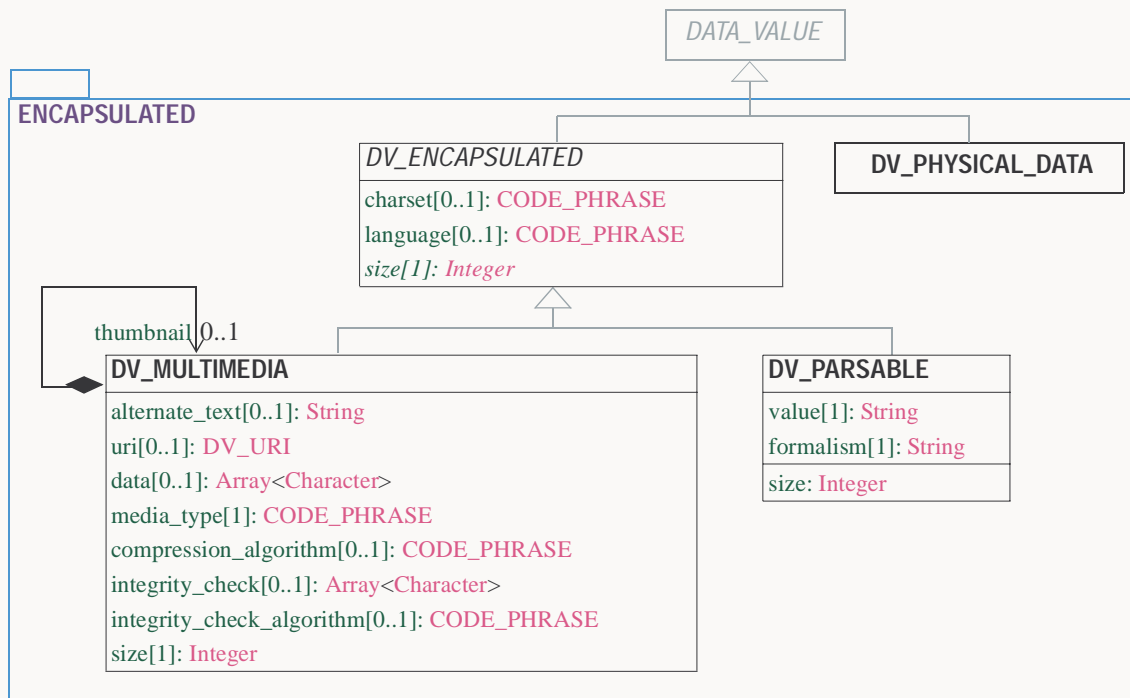


FIGURE 11 RM.DATA_TYPES.ENCAPSULATED Package

The semantics of the classes DV_ENCAPSULATED and DV_MULTIMEDIA are based on the ED type from the HL7v3 data types specification.

9.2 Class Descriptions

9.2.1 DV_ENCAPSULATED Class

CLASS	<i>DV_ENCAPSULATED (abstract)</i>
Purpose	Abstract class defining the common meta-data of all types of encapsulated data.
ISO 18308	STR 2.6
CEN	TBD
OMG HDTF	COAS::MultiMedia
HL7	Encapsulated_data (ED)
Inherit	DATA_VALUE

CLASS	<i>DV_ENCAPSULATED (abstract)</i>	
Attributes	Signature	Meaning
	charset: CODE_PHRASE	IANA character set name if data is formatted text. See http://www.iana.org/assignments/character-sets and http://www.cs.tut.fi/~jkor-pela/chars/sorted.html . Otherwise Void
	language: CODE_PHRASE	Name of language used if data is formatted text, from ISO 639:1988 (E/F) "Code for the representation of names of languages". For a definitive rendition see http://www.unicode.org/unicode/onlinedat/languages.html . Otherwise Void.
	size: Integer	size in bytes of data. Note that for expanded data, size may not always equal `data.count`
Functions	Signature	Meaning
	as_string: String	Result = alternate_text [(uri)]
Invariant	<i>Size_positive:</i> size >= 0 <i>Language_valid:</i> language /= Void and then code_set("languages").has(language) <i>Charset_valid:</i> charset /= Void and then code_set("character sets").has(charset)	

9.2.2 DV_MULTIMEDIA Class

CLASS	DV_MULTIMEDIA
Purpose	A specialisation of DV_ENCAPSULATED for audiovisual and biosignal types. Includes further metadata relating to multimedia types which are not applicable to other subtypes of DV_ENCAPSULATED.
Use	
ISO 18308	STR 3.1
Synapses	The Bulky Data class provides for the representation and storage of all binary data classified by its MIME type.
GEHR	G1_MULTIMEDIA_DATA
HL7	Encapsulated_data (ED)
Inherit	DV_ENCAPSULATED

CLASS	DV_MULTIMEDIA	
Attributes	Signature	Meaning
	alternate_text: String	Text to display in lieu of multimedia display/replay
	media_type: CODE_PHRASE	Data media type coded from the IANA MIME types code set. See: http://www.iana.org/assignments/media-types/
	compression_algorithm: CODE_PHRASE	compression type, a coded value from the openEHR “Integrity check” code set. Void means no compression.
	integrity_check: Array <Character>	binary cryptographic integrity checksum
	integrity_check_algorithm: CODE_PHRASE	type of integrity check, a coded value from the openEHR “Integrity check” code set.
	thumbnail: DV_MULTIMEDIA	the thumbnail for this item, if one exists; mainly for graphics formats.
	uri: DV_URI	URI reference to electronic information stored outside the record as a file, database entry etc, if supplied as a reference.
	data: Array <Character>	the actual data found at 'uri', if supplied inline
Functions	Signature	Meaning
	is_external: Boolean <i>ensure</i> uri /= Void <i>implies</i> Result	Computed from the value of the <i>uri</i> attribute: True if the data is stored externally to the record, as indicated by `uri'. A copy may also be stored internally, in which case `is_expanded' is also true.
	is_inline: Boolean <i>ensure</i> data /= Void <i>implies</i> Result	Computed from the value of the <i>data</i> attribute: True if the data is stored in expanded form, ie within the EHR itself.
	is_compressed: Boolean <i>ensure</i> compression_algorithm /= Void <i>implies</i> Result	Computed from the value of the <i>compression_algorithm</i> attribute: True if the data is stored in compressed form.
	has_integrity_check: Boolean <i>ensure</i> integrity_check_algorithm /= Void <i>implies</i> Result	Computed from the value of the <i>integrity_check_algorithm</i> attribute: True if an integrity check has been computed.

CLASS	DV_MULTIMEDIA
Invariant	<p><i>Not_empty</i>: is_inline <i>or</i> is_external</p> <p><i>Media_type_terminology</i>: media_type /= Void <i>and then</i> code_set(“media types”).all_codes.has(media_type)</p> <p><i>Compression_algorithm_terminology</i>: compression_algorithm /= Void <i>implies</i> code_set(“compression algorithm”).all_codes.has(compression_algorithm)</p> <p><i>Integrity_check_validity</i>: integrity_check /= Void <i>implies</i> integrity_check_algorithm /= Void</p> <p><i>Integrity_check_algorithm_terminology</i>: integrity_check_algorithm /= Void <i>implies</i> code_set(“integrity check algorithm”).has(integrity_check_algorithm)</p>

9.2.3 DV_PARSABLE Class

CLASS	DV_PARSABLE	
Purpose	Encapsulated data expressed as a parsable String. The internal model of the data item is not described in the <i>openEHR</i> model in common with other encapsulated types, but in this case, the form of the data is assumed to be plaintext, rather than compressed or other types of large binary data.	
Use	Used for representing values which are formal textual representations, e.g. guidelines.	
ISO 18308	(none)	
Inherit	DV_ENCAPSULATED	
Attributes	Signature	Meaning
	value : String	the string, which may validly be empty in some syntaxes
	formalism : String	name of the formalism, e.g. “GLIF 1.0”, “proforma” etc.
Invariant	<p><i>value_valid</i>: value /= Void</p> <p><i>formalism_exists</i>: formalism /= Void <i>and then not</i> formalism.is_empty</p>	

10 RM.DATA_TYPES.URI Package

10.1 Overview

The Uri package includes two types used for referring to information resources. The DV_URI type allows data values which are references to objects on the world wide web to be created. Its specialisation, DV_EHR_URI, enables any element in an *openEHR* record to be identified in the same way as other objects on the web. The DV_EHR_URI type is convenient, because it is a string, like any other URI, and is therefore easily transportable and processable. Because it has its own scheme space, “ehr”, instances can be globally unique, as long as EHR identification is globally unique. DV_EHR_URIs are used to express all runtime paths in the EHR. The URI Package is illustrated in FIGURE 12.

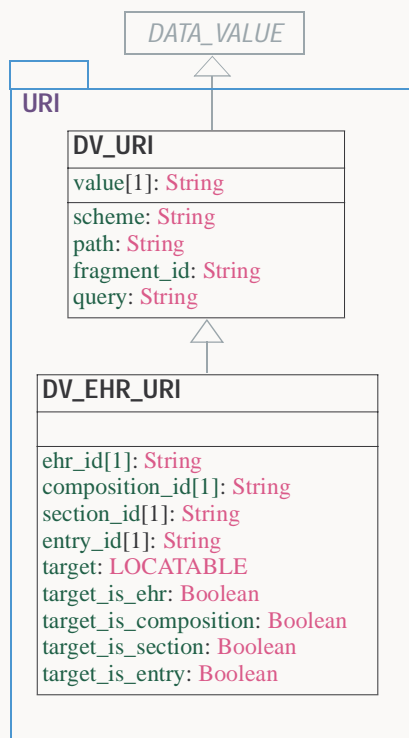


FIGURE 12 RM.DATA_TYPES.URI Package

10.2 Definitions

The following symbolic definitions are used in the classes below.

- **Ehr_scheme:** String is “ehr”

10.3 Class Descriptions

10.3.1 DV_URI Class

CLASS	DV_URI	
Purpose	<p>A reference to an object which conforms to the Universal Resource Identifier (URI) standard, as defined by W3C RFC 2936. See "Universal Resource Identifiers in WWW" by Tim Berners-Lee at http://www.ietf.org/rfc/rfc2396.txt. This is a World-Wide Web RFC for global identification of resources.</p> <p>See http://www.w3.org/Addressing for a starting point on URIs.</p> <p>See http://www.ietf.org/rfc/rfc2806.txt for new URI types like telephone, fax and modem numbers.</p>	
Use	Enables external resources to be referenced from within the content of the EHR. A number of functions return the logical subparts of the URI string.	
MisUse		
CEN	TBD	
OMG HDTF	COAS::TechnologyInstanceLocator	
HL7	TBD	
Inherit	DATA_VALUE	
Attributes	Signature	Meaning
	value: String	Value of URI as a String.
Functions	Signature	Meaning
	scheme: String	<p>A distributed information "space" in which information objects exist. The scheme simultaneously specifies an information space and a mechanism for accessing objects in that space. For example if scheme = "ftp", it identifies the information space in which all ftpable objects exist, and also the application - ftp - which can be used to access them. Values may include: "ftp", "telnet", "mailto", "gopher" and many others. Refer to WWW URI RFC for a full list.</p> <p>New information spaces can be accommodated within the URI specification.</p>

CLASS	DV_URI	
	path: String	A string whose format is a function of the scheme. Identifies the location in <scheme>-space of an information entity. Typical values include hierarchical directory paths for any machine. For example, with scheme = "ftp", path might be /pub/images/image_01. The strings "." and ".." are reserved for use in the path. Paths may include internet/intranet location identifiers of the form: sub_domain...domain, e.g. "info.cern.ch"
	fragment_id: String	A part of, a fragment or a sub-function within an object. Allows references to sub-parts of objects, such as a certain line and character position in a text object. The syntax and semantics are defined by the application responsible for the object.
	query: String	Query string to send to application implied by scheme and path Enables queries to applications, including databases to be included in the URI Any query meaningful to the server, including SQL.
Invariant	<i>value_exists:</i> value != Void and then not value.is_empty	

10.3.2 DV_EHR_URI Class

CLASS	DV_EHR_URI	
Purpose	A DV_EHR_URI is a DV_URI which has the scheme name "ehr", and which can only reference elements in EHRs. The syntax is described below.	
Use	Used to reference elements in an EHR, which may be the current one, or another.	
Inherit	DV_EHR_URI	
Functions	Signature	Meaning
	ehr_id: String	the EHR identification part of the URI, extracted from the value.
	composition_id: String	the Composition identification part of the URI, extracted from the value.
	section_id: String	the Section identification part of the URI, extracted from the value.
	entry_id: String	the Entry identification part of the URI, extracted from the value.

CLASS	DV_EHR_URI	
	target_is_ehr: Boolean	True if target is an EHR
	target_is_composition: Boolean	True if target is a Composition
	target_is_section: Boolean	True if target is an Section
	target_is_entry: Boolean	True if target is an Entry
Invariant	<i>Scheme_is_ehr:</i> scheme.is_equal(Ehr_scheme)	

10.3.2.1 DV_EHR_URI Syntax

The syntax of a DV_EHR_URI is an *openEHR* path, inside the “ehr” URI scheme-space, and is of the form:

“ehr://” *ehr_path*

The syntax of *ehr_path* is described in the section on Paths in The openEHR EHR Reference Model

DV_EHR_URI_s are used as the mechanism for all referencing in the EHR, ensuring readability by humans, as well as validity when extracts are transmitted elsewhere: even if the target of a path is not present, the path can be used to locate the missing item on demand.

11 Implementation Strategies

11.1 Overview

This section notes a few of the general challenges for mapping the *openEHR* data types to implementation technologies such as programming languages and XML. For specific guidelines, Implementation Technology Specification (ITS) document for each target formalism should be consulted.

11.2 Unicode

Unicode is supported in various ways in different languages. In Java, since JDK 1.1, unicode support is implicit in the base classes. From the documentation:

the classes `java.io.InputStreamReader`, `java.io.OutputStreamWriter`, and `java.lang.String` can convert between Unicode and a number of other character encodings. More information is available at: <http://java.sun.com/j2se/1.3/docs/guide/intl/encoding.doc.html>.

In the C# language, conversion can be done between Unicode and other codepages using the `System.Text.UnicodeEncoding` (for UTF-16) and `System.Text.UTF8Encoding` (for UTF-8) classes.

In XML unicode is handled by specifying the encoding of the document in the XML declaration, e.g. `<?xml version="1.0" encoding="UTF-16"?>`.

In the Eiffel language, unicode is available in the Gobo public domain library (see <http://www.gobosoft.com>), in the `UC_STRING` class, which inherits from the `String` class.

The support in other languages varies, and may require a special type like the `UC_STRING` used in Eiffel.

11.3 Dates and Times

In some formalisms, dates and times are represented using a single calendar-like class. This is not considered to be good practice from the point of specification, since it is more difficult to state proper invariants for such a class used to represent a particular logical type such as a `DATE` or `TIME`, however, its utility in implementation is recognised.

Where implementors want to use such a class (call it `CALENDAR` here for the sake of discussion) the recommended approach is to wrap the class `CALENDAR` with classes representing the types described in this specification, i.e. `DATE` etc. This enables the addition of any necessary functionality in the wrapper for example, for serialising and deserialising in and out of XML.

12 Comparison with HL7v3 Types

12.1 Scope

Some HL7v3 types are not modelled in *openEHR*. HL7v3 V3DT types which are assumed by *openEHR* to exist in the underlying type system of any implementation technology include:

- Integer (INT)
- Real (REAL)
- Set (SET)
- List (LIST)
- Bag (BAG)

HL7v3 types which are not modelled here because they are almost always too volatile for concrete modelling, and can be created with archetyped generic information structures are as follows (even in HL7 they are really data structures rather than data types):

- Postal address (AD)
- Entity name (EN)
- Person name (PN)
- Organisation name (ON)
- Trivial name (TN)

These types are all modelled by archetyped spatial data structures in *openEHR* (equivalent to subtypes of `Structure` in the CDA specification).

HL7v3 types which may need to be modelled in the future include:

- Uncertain value probabilistic (UVP)
- Non-parametric probability distribution (NPPD)
- Parametric probability distribution (PPD)

Types which are provided by *openEHR* but not supported directly by HL7 include:

- state variable (DV_STATE);
- ordinal values (DV_ORDINAL);
- explicit partial date and time types (DV_PARTIAL_DATE, DV_PARTIAL_TIME);
- explicit time duration (DV_DURATION).

Types in the latter two categories appear to be implementable with the TS (timestamp) type.

12.2 Design Differences

There are some significant differences in design approach between the *openEHR* data types and the HL7v3 data types, described in the following sections.

12.2.1 Naming

All types in the HL7 specification have two names, one short and one long. For example the type representing physical quantities is known both as “PhysicalQuantity” and “PQ”. While short names may be reasonable for often-used types, some short names are not obvious, e.g. “EN”, “ON”, “TN”, “NPPD” etc. Short names certainly have benefits for drawing tools such as Rational Rose or other

UML tools, however, it is questionable whether a formal model should include concept names chosen on the basis of visual appearance in such tools (one might argue that such tools should provide aliases for visual purposes, without changing the actual model). Another problem is that UML does not include the concept of class name aliases, nor do most programming languages.

The *openEHR* model uses one name only for each class.

12.2.2 Identification

The HL7 V3DT includes the types II, UID, OID and UUID. The II type is claimed to be for identifying all kinds of entities, which we here classify as real-world entities (“RWEs”) (such as people, vehicle registrations, invoices) and informational entities (“IEs”) - which in general are snapshots of data representing an RWE in a computer system. One problem with RWE identification schemes is that some are known (e.g. social security number) to produce fallible identifiers or situations where multiple RWEs have the same identifier, or no identifier at all. Conversely, with well-controlled and internationally agreed ways of issuing/generating information system identifiers (e.g. GUID, ISO OID) it is thought that such identifiers can be made reliable, and indeed correspond 1:1 with their intended IEs. However, a problem with IEs is that there are often duplicates and also multiple versions in time, each intended to represent the same RWE (such as a particular person, observation or composition).

As far as can be ascertained currently, there is no standard analysis taking into account the existence of IEs and RWEs, and recognising the fact that multiple versions and/or duplicates may refer to the same RWE.

The approach taken in *openEHR* with respect to identifiers is currently as follows.

- RWE identifiers such as social security numbers, licence numbers, etc are not currently modelled with any specific type, although it appears one might be justified in the future. Likely attributes include:
 - `assigning_authority`
 - `id`
 - `valid_time`
 - other attributes (e.g. attestation status, assigning criteria?)

This type could be a subtype of `DATA_VALUE`, i.e. it would be a data type. The attributes listed above are nearly the same as for the HL7 II type, indicating that the two types may be compatible.

- Identification of IEs is done using the type `OBJECT_ID`, which is not a data type, and is documented in the Common Reference Model. The `OBJECT_ID` type takes into account the fact that there may be multiple IEs referring to the same underlying RWE by adding a version identifier (assumed to be a timestamp).

12.2.3 Archotyping

The *openEHR* data types are defined on the assumption of archetype-based systems. While they will work perfectly well in systems which know nothing about archotyping, some types are not defined because archetypable structures built from more basic entities are assumed instead, rather than concretely modelled data types. These include “types” for address and person name which are found in HL7v3 and CEN 13606.

12.2.4 Treatment of Inbuilt Types

The HL7v3 data types do not make any assumptions about the existence of types typically built-in to most object and relational formalisms, such as the basic types `String`, `Integer`, `Boolean`, `Real`,

Double, and the generic types `Set<T>`, `Bag<T>` and `Array<T>`. Hence, the types `ST`, `INT`, `REAL`, `BL`, `SET<T>`, `BAG<T>` and so on are defined by HL7. The advantage of this approach is that the semantics of all types in the HL7 system, right down to atomic data items are self-contained in the definition, and do not rely on external semantics. Possible problems with this approach include the following.

- The HL7 definitions diverge from the OMG and ISO definitions of the basic data types, which could cause unexpected problems in software development and data processing which is done in typical development technologies (object-oriented and relational).
- The HL7 types `INT` and `REAL` are defined as subtypes of the `QTY` type, a relationship that does not exist in any object-oriented formalism for these types (in particular, there is no substitutability of a type called Integer or Real for a type called Qty built in to any object language). The definitions of `INT` and `REAL` are also different from those found in most object formalisms. This might cause some difficulty in implementation.
- The binary data type `BIN` is represented as a `List<BL>` (where each item can be True, False, null), whereas it would normally be expected to be something like `Array<Character>` (i.e. an array of bytes) in most software environments. There does not appear to be any utility in defining it as `List<BL>`, since binary data is almost without exception represented and processed as contiguous arrays of machine bytes.
- The string type `ST` inherits from the encapsulated data type `ED`, which in turn inherits from the binary data type `BIN`. The result of this is that an instance of `ST` contains numerous data attributes relating to multi-media data, and the content is presumably represented as a `List<BL>`. This is a major departure from the standard understanding of a string in computer sciences, which is usually simply an array of characters.
- The HL7 boolean type `BL` is a three-valued logic type due to the null marker approach (see below), not the usual two-valued type found in the Boolean concept in programming languages. The same is true of `INT` and `REAL`: due to the null marker design, “null” is a possible return value of an integer or real as well as true integer and real values.

In general, where differences exist between same-named types in HL7 and an underlying formalism such as a programming language, there is likely to be some confusion in implementation. Further, there is likely to be confusion in how to process instances of basic types which contain numerous (and sometimes recursive) fields which are not used in the standard specifications of basic types.

The *openEHR* approach with respect to inbuilt types is to assume only those types found in the mainstream object-oriented programming languages, and in particular, definitive formalisms like OMG IDL and XML. While this means there is in theory less control over these types than in the HL7 approach, the number of types involved is quite small, and the problem of bindings to the basic types of object formalisms is well understood. Additionally, since it is recognised that some data types defined by *openEHR* could clash with types found in some languages and libraries, all data type class names are prefaced with “DV_” to avoid naming confusion, and to allow implementations of *openEHR* types to co-exist with existing types in implementation formalisms.

12.2.5 Use of Null Markers

All HL7 data types inherit from the `ANY` class (equivalent to the `DATA_VALUE` class in *openEHR*) which contains the attributes:

```
BL nonNull;  
CS nullFlavor;  
BL isNull;
```

The purpose of these attributes is to indicate whether a datum is Null, and for what reason. Since some data type classes also appear as the attributes of other data types, the Null markers also indicate whether any part of a datum is null. Thus, in the class `Interval<T>` shown below, all attributes have the possibility of containing a Null marker.

```
type Interval<T> alias IVL<T> extends Set<T>
{
    T low;
    BL lowClosed;
    T high;
    BL highClosed;
    T.diff width;
    T center;
    IVL<T> hull(IVL<T> x);
    literal ST;
    promotion IVL<T> (T x);
    demotion T;
};
```

For example, this allows an interval with missing ends and width to exist as a structured type. The consequence of the approach is that the entire model is essentially a model of “partial” data types; *any attribute and any function call may return a Null value, as well as the true values of its type* (in fact, in the specification, Null values are defined to be valid values of all data types). This design decision was taken in HL7 so that any datum, no matter how unknown, would be structurally representable in the same way as completely known data, enabling it to be processed in the same way as all other instances of the same type.

However, an important object-oriented design principle has been ignored in this approach. In the proper design of classes, properties and *class invariants* are stated. Invariants are statements which describe the correctness conditions of instances of the class; the general rule is that the post-condition of a creation routine (constructor) of a class must be that the invariants are satisfied. For example, an invariant of the HL7 `IVL<T>` class could be:

```
(exists(low) and exists(high)) or else
(exists(low) and exists(width)) or else
(exists(width) and exists(high))
```

When an instance of this class is created, this condition should be satisfied, and remain satisfied for the life of the instance. To do otherwise is to create instances of data which other software can make no assumptions about, and is forced to check every single field, and then determine what to do in an *ad hoc* way. (See [6] p366, [4] p43, [5] p29 for detailed explanations of the invariant concept).

Possible consequences of the built-in Null marker design approach include:

- since even HL7’s basic types `ST`, `INT`, `REAL`, `LIST<>`, `SET<>` include null markers, processing of null values will be pervasive at the lowest level;
- software will be more complex, both implementations of the data types, and of software which handle them. This is because the software always has to deal with the possibility of calls to routines and attributes returning Null values. Most clinical information systems to date have taken the approach that a datum is either represented as an instance of a formal type if fully known, or else as narrative text if only partial;
- data may not always be safely processable, since some software may not properly handle the null values associated with attributes of partially known data items. Essentially, all software which processes the data has to be “null-value aware”, and make no assumptions at all about whether a particular data instance is valid or not.

The HL7 data type model is in contrast with simpler approaches such as used in CEN, GEHR, and *openEHR*, where data types are formal models of types such as *Coded_term*, *Quantity* and so on. Rather than build the possibility of null markers into every attribute and class in the data types, a single null marker is defined in relevant containing classes. This decision is based on the principle that data types should be defined independently of their context of use. Hence, where data types are used as data values, such as in the *value* attribute of the class *ELEMENT* from the *openEHR* EHR reference model, the parallel features *is_null* and *null_flavour* are also defined. However, where data types appear as attributes elsewhere in the model and there is no possibility of them being null, no null markers are used. FIGURE 13 shows visually the difference between the two approaches.

	Data Value #1	Data Value #2	Data Value #3
HL7 approach	null + flavour	val	val
	val	val	null + flavour
	null + flavour	val	val
	null + flavour	val	val
	val	val	val
Typical approach	null flavour		null flavour
	null	val	null
		val	
		val	
		val	

FIGURE 13 HL7 and Typical Null value approaches.

The consequences of the standard software-engineering approach include:

- data types can be more easily formally specified, since the semantics of invariants, attributes and operations do not need to include the possibility of null values;
- software implementations are simpler;
- data are always guaranteed to be safely processable for decision support and general querying, since no instance of a formal type will be created in the first place if the datum is very unreliable;
- null markers only appear in models where they are relevant, rather than everywhere data types are used;
- however, the *openEHR* data types do not automatically deal with missing or unknown internal attribute values (such as missing high *and* low values for an interval, partial dates etc).

In order to deal with the last possibility, various approaches are used in *openEHR*:

- for most data which is not fully known, no data type instance is created, and a null marker is created. Depending on the design of the relevant archetypes, there will usually be the possibility of recording the datum in narrative form;

- `ENTRYS` in the *openEHR* EHR reference model include a *certainty:Boolean* attribute, for recording a level of doubt;
- for particular data types which are often partial, special types are defined. The main types affected are `DV_DATE` and `DV_TIME`, hence the types `DV_PARTIAL_DATE` and `DV_PARTIAL_TIME` exist to define explicitly the semantics of dates with a missing day, times with missing seconds and so on;
- Intervals of date/time types include types generated when the parameter type is one of the partial classes, thus, types `DV_INTERVAL<DV_PARTIAL_DATE>` are possible. This covers the need for intervals in which some date is missing from the end date/times, while not allowing intervals with completely missing items to be created;
- for expressing uncertainty more precisely, probability distribution data types (based on the types defined in HL7) can be used.

A consequence of the HL7 model is that data instances represented in XML or another structured text format will be structurally the same regardless of whether there are Null values or not. A structured form for partially known data (which would normally break the invariants of its class) may well be useful for representing the data as part of a text field, making it easier to use for whatever processing is possible later on.

12.2.6 Terminology Approach

The approach in *openEHR* is to assume the existence of a Terminology Server which is the sole authoritative interface with terminologies of any kind, and is the only entity which can assume responsibility for querying, post-coordination or other manipulations of terms. No allowance is made for coordination of “modifiers”, “qualifiers” or any other terms outside the service. As a consequence, there are no coordination facilities in the type `DV_CODED_TEXT`, a departure from earlier versions of the specification - any term provided from the terminology service must already be “coordinated”, either by the terminology service, or by one of the terminologies it accesses. This places the responsibility of combining terms firmly in the knowledge part of the system, and prevents unsanctioned, unvalidated combinations being created elsewhere.

12.2.7 Date/Time Approach

The HL7 specification uses a single TS type to represent all logical dates, times, date/times, and partial versions thereof. The *openEHR* specification defines distinct types for each, since these are the types which occur in the real world, and it is easier to specify correctness constraints with this approach. It is recognised that a single type may be used by some implementors (depending on what is available in the language being used), however, the recommended practice is to wrap any such types with the logical types described in this specification. This approach reduces the possibility for any errors in transmitted data (since no strange combinations of year, ... , second can occur not explicitly described in the type definitions).

12.2.8 Time Specification Types

The HL7 approach for time specification appears to cover all reasonable requirements, but has some minor problems, including:

- the types `PIVL` and `EIVL` are declared as being generic types (i.e. `PIVL<T:TS>`, `EIVL<T:TS>`), when there appears to be no reason for this;
- the `PIVL.phase` attribute is used to represent an interval during which a activity occurs, example given is "2 minutes every 8 hours". However, the "2 mins" is almost always part of a therapeutic prescription of some kind, not part of the timing specification as such. Thera-

peutic prescriptions have the form "do X every Y time", where the X describes what to do, and how long to do it for (e.g. 40 mins massage, administer a drug slowly over 10 mins). In fact, what we are really interested in with a timing specification is the specification of the *starting points in time* of some activity, not a time-based graph of on/off points, which is effectively what the PIVL type is now.


12.2.9 Type Conversions

The HL7v3 data types specification allows various type conversions, as follows:

Three kinds of type conversions are defined: promotion, demotion, and character string literals. Type conversions can be implicit or explicit. Implicit type conversion occurs when a certain type is expected (e.g. as an argument to a statement) but a different type is actually provided.

One notable kind of conversion possible in HL7 is of a value of any type T into an instance of $\text{Set}\langle T \rangle$, $\text{List}\langle T \rangle$, $\text{Bag}\langle T \rangle$ or $\text{IVL}\langle T \rangle$ containing the value.

The *openEHR* model does not provide for any type conversions other than those automatically available between inbuilt basic numeric types such as Integer, Float and Double, and between types related by inheritance, as supported by all object-oriented languages.



A References

A.1 General

- 1 Berners-Lee T. "Universal Resource Identifiers in WWW". Available at <http://www.ietf.org/rfc/rfc2396.txt>. This is a World-Wide Web RFC for global identification of resources. In current use on the web, e.g. by Mosaic, Netscape and similar tools. See <http://www.w3.org/Addressing> for a starting point on URIs.
- 2 Beale T. *Archetypes: Constraint-based Domain Models for Future-proof Information Systems*. See <http://www.deepthought.com.au/it/archetypes.html>.
- 3 Beale T *et al.* *Design Principles for the EHR*. See <http://www.deepthought.com.au/openEHR>.
- 4 Booch G. *Object-Oriented Analysis and Design with applications*. 2nd ed. Benjamin/Cummings 1994.
- 5 Kilov H. *Information Modelling - an object-oriented approach*. Prentice Hall 1994.
- 6 Meyer B. *Object-oriented Software Construction*, 2nd Ed. Prentice Hall 1997.
- 7 Richards E G. *Mapping Time - The Calendar and its History*. Oxford University Press 1998.
- 8 Schadow G, McDonald C J. *The Unified Code for Units of Measure*, Version 1.4, April 27, 2000. Regenstrief Institute for Health Care, Indianapolis. See <http://aurora.rg.iu-pui.edu/UCUM>
- 9 ISO 8601 standard describing formats for representing times, dates, and durations. See e.g. <http://www.mcs.vuw.ac.nz/technical/software/SGML/doc/iso8601/ISO8601.html> and <http://www.cl.cam.ac.uk/~mgk25/iso-time.html>.

A.2 European Projects

- 10 Dixon R, Grubb P, Lloyd D. *EHCR Support Action Deliverable 3.5: "Final Recommendations to CEN for future work"*. Oct 2000. Available at <http://www.chime.ucl.ac.uk/HealthI/EHCR-SupA/documents.htm>.

A.3 CEN

- 11 ENV 13606-1 - *Electronic healthcare record communication - Part 1: Extended architecture*. CEN/ TC 251 Health Informatics Technical Committee.
- 12 ENV 13606-2 - *Electronic healthcare record communication - Part 2: Domain term list*. CEN/ TC 251 Health Informatics Technical Committee.
- 13 ENV 13606-3 - *Electronic healthcare record communication - Part 3: Distribution rules*. CEN/ TC 251 Health Informatics Technical Committee.

A.4 GEHR Australia

- 14 Beale T, Heard S. *GEHR Technical Requirements*. See http://www.gehr.org/technical/requirements/gehr_requirements.html.

A.5 HL7

- 15 Schadow G, Biron P. HL7 version 3 deliverable: *Version 3 Data Types*. (2nd ballot 2002 version).

END OF DOCUMENT